

Secoroc Rock Drilling Tools

Product catalogue – DTH equipment



Atlas Copco



Contents

Guide to product codes	5–7
Bit shanks.....	8
Drill bits	9–26
Hammers	27–29
Economy kits	30
Utility power pole drills.....	31
Cluster drills	31
Hydrocyclones	32
Jet subs	32
Oils	33
Backhammers	34
Breakout bench.....	34
Drill pipes	35–38
Adapters.....	39–41
Service.....	42



Atlas Copco Secoroc

has the broadest range of hammers, bits, and related equipment of any supplier in the world. This means more choices for you. It means you can work with the strongest support network in the industry, regardless of your equipment needs. It means that you can look to one reliable and time-tested source for all your equipment needs.

Of course, you'd expect Atlas Copco Secoroc to have the most productive DTH hammers in the world. And we do. But maybe your situation calls for the utmost in reliability. Or perhaps your application demands technology that has been tested and proven through years of field use. Whatever your needs, check out our many choices before settling for less. Each of our DTH hammers is designed for optimum performance in one or more of seventeen typical applications on a price vs. performance basis. We are the only manufacturer to offer both first and second choice solutions in every single application.

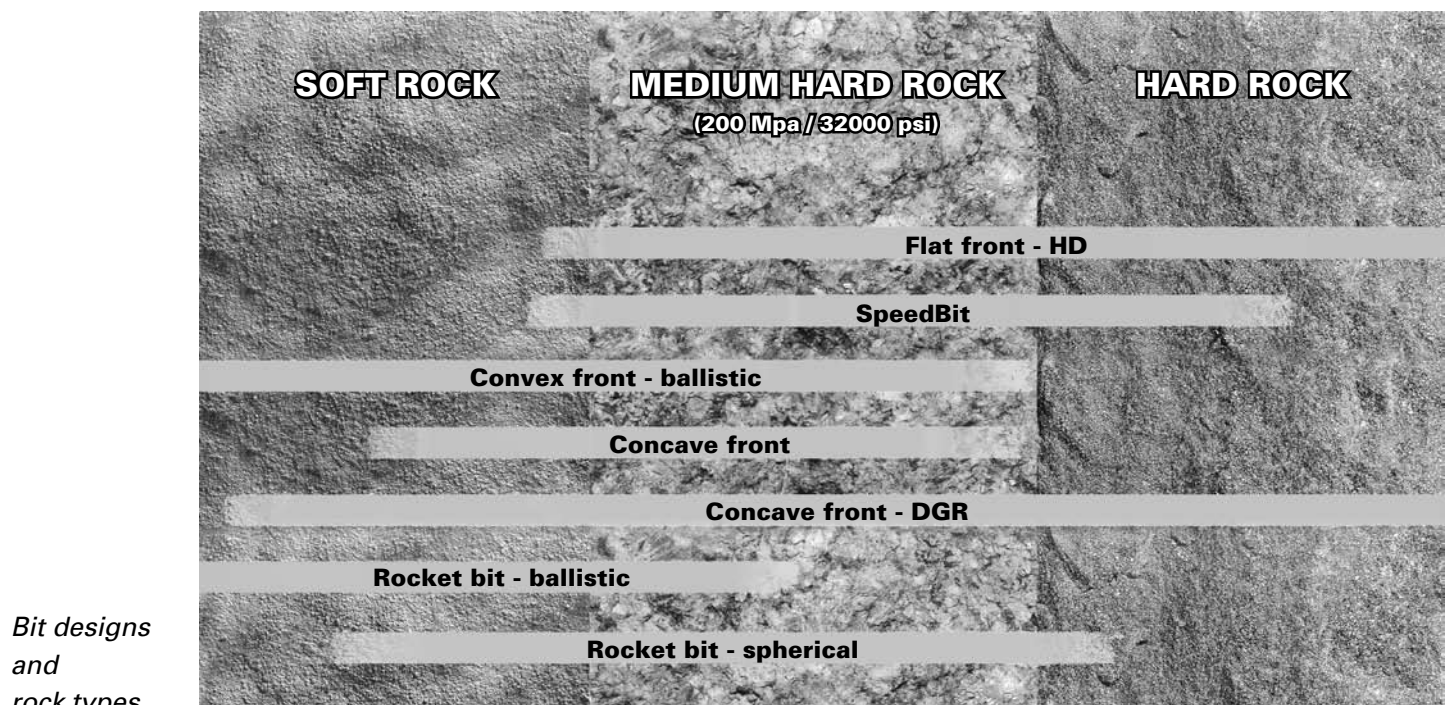
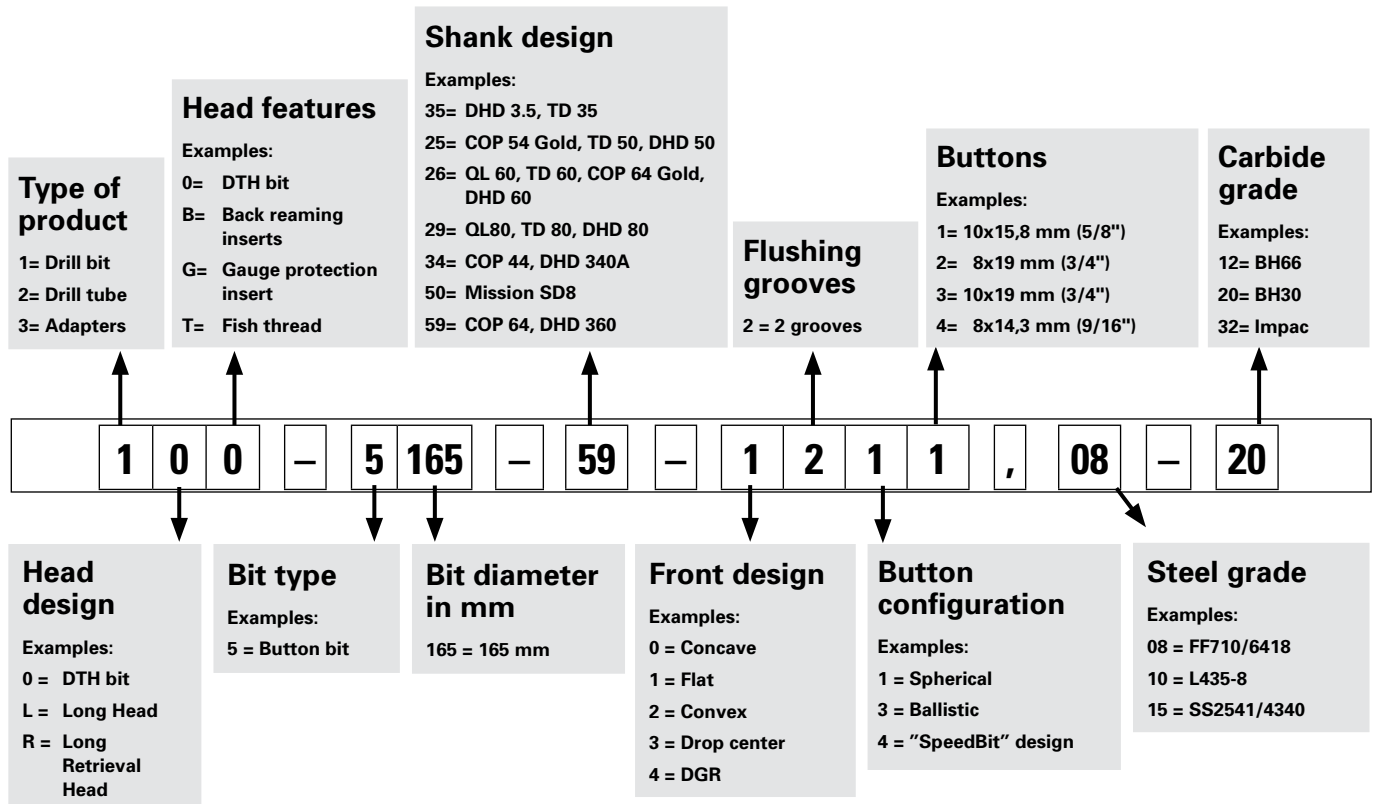
It's all right here. At Atlas Copco Secoroc.

Product codes

Product codes are a valuable tool to describe and identify the product. In the code structure we have tried to describe the product features with Alfa-numerical system and not always 100% logical, but with the attached key you will be able find the product you are looking for or an alternative product.

Codes for DTH bits

Example: 100-5165-59-1211,08-20 = 165 mm DHD 360

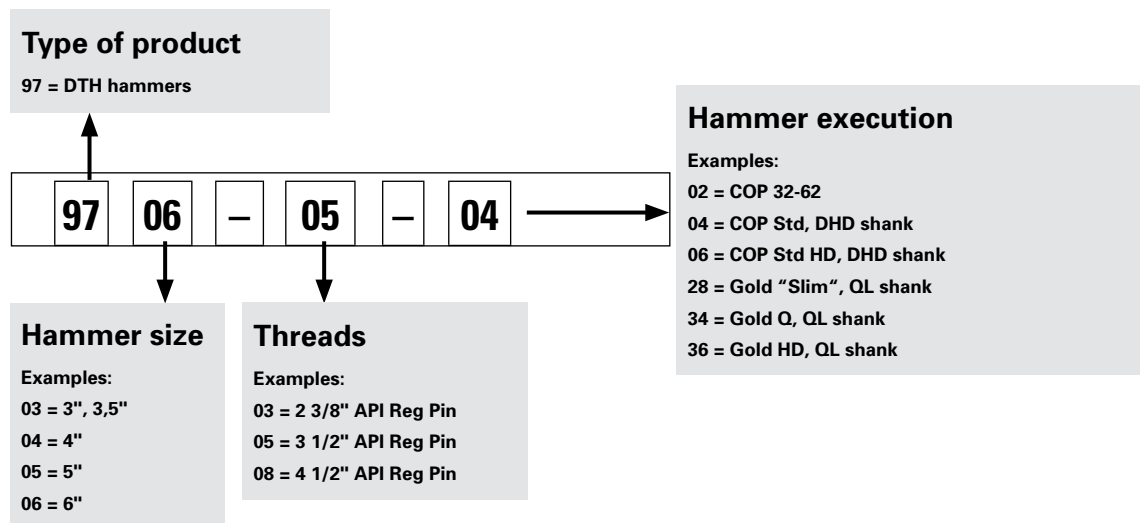


Bit designs and rock types

Codes

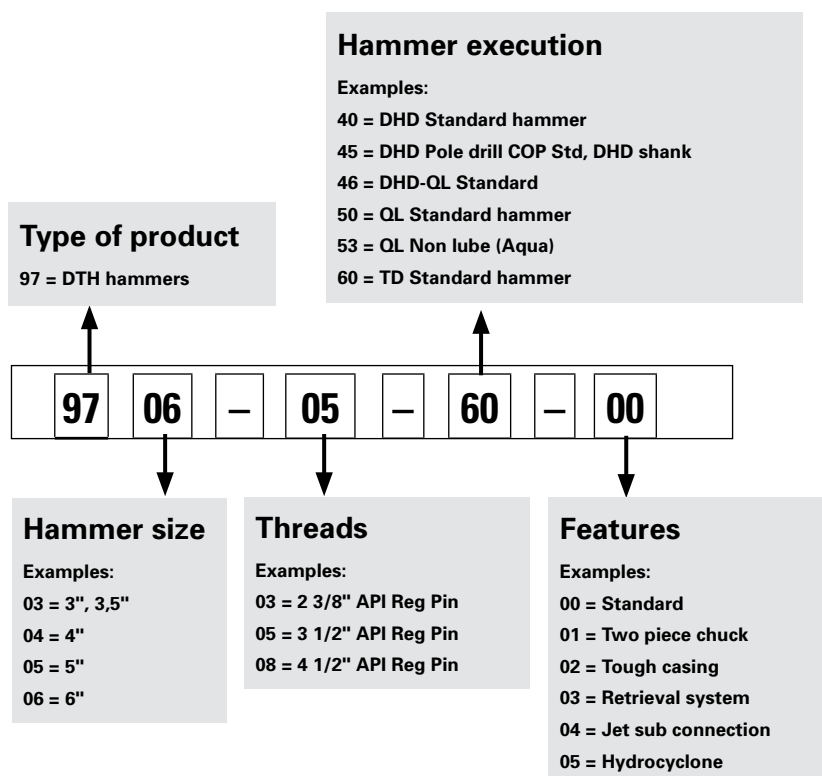
Codes for COP hammers

Example: 9706-05-04 = COP 64 Std Q, 3 1/2" API Reg Pin



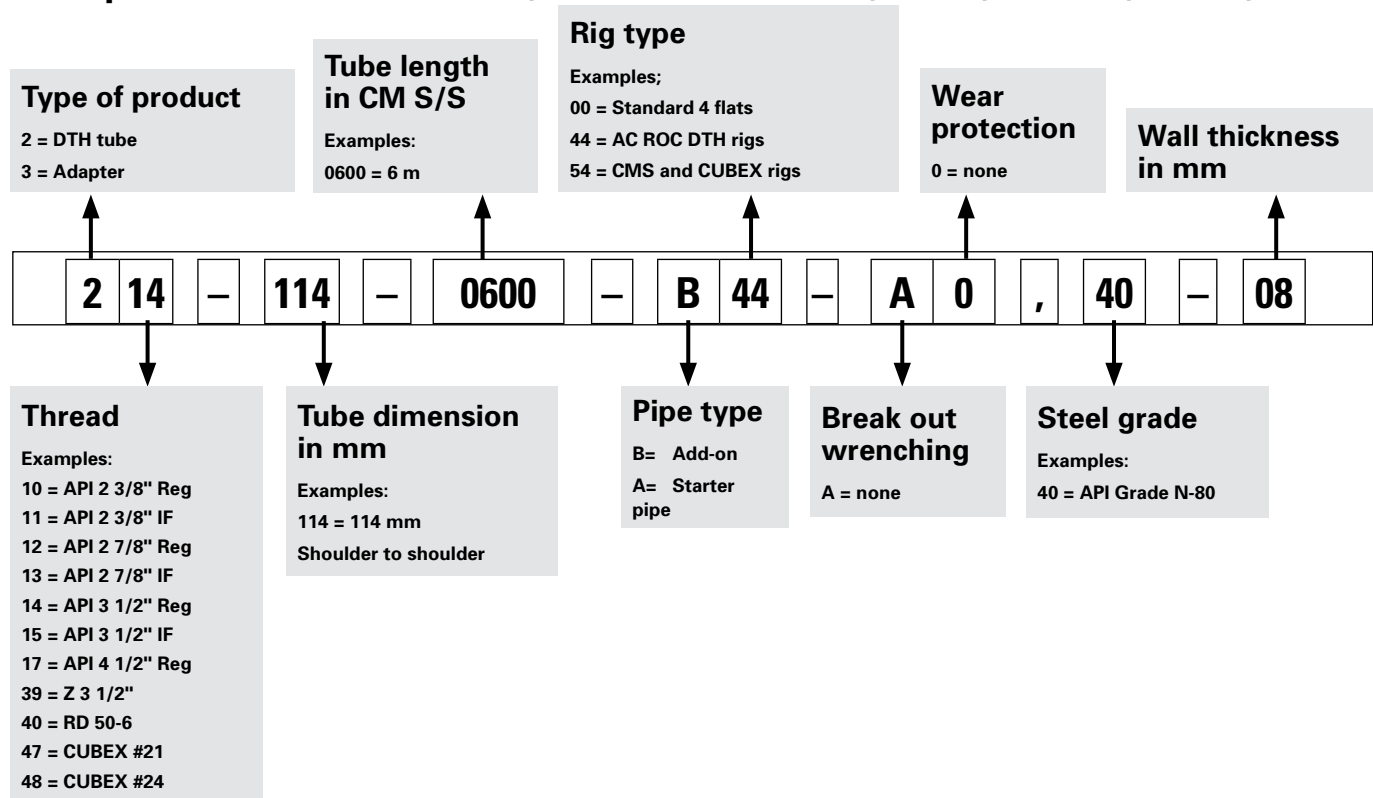
Codes for DHD, Fusion (DHD-QL), QL and TD hammers

Example: 9706-05-50-00 = TD 60, 3 1/2" API Reg



Codes for DTH pipes

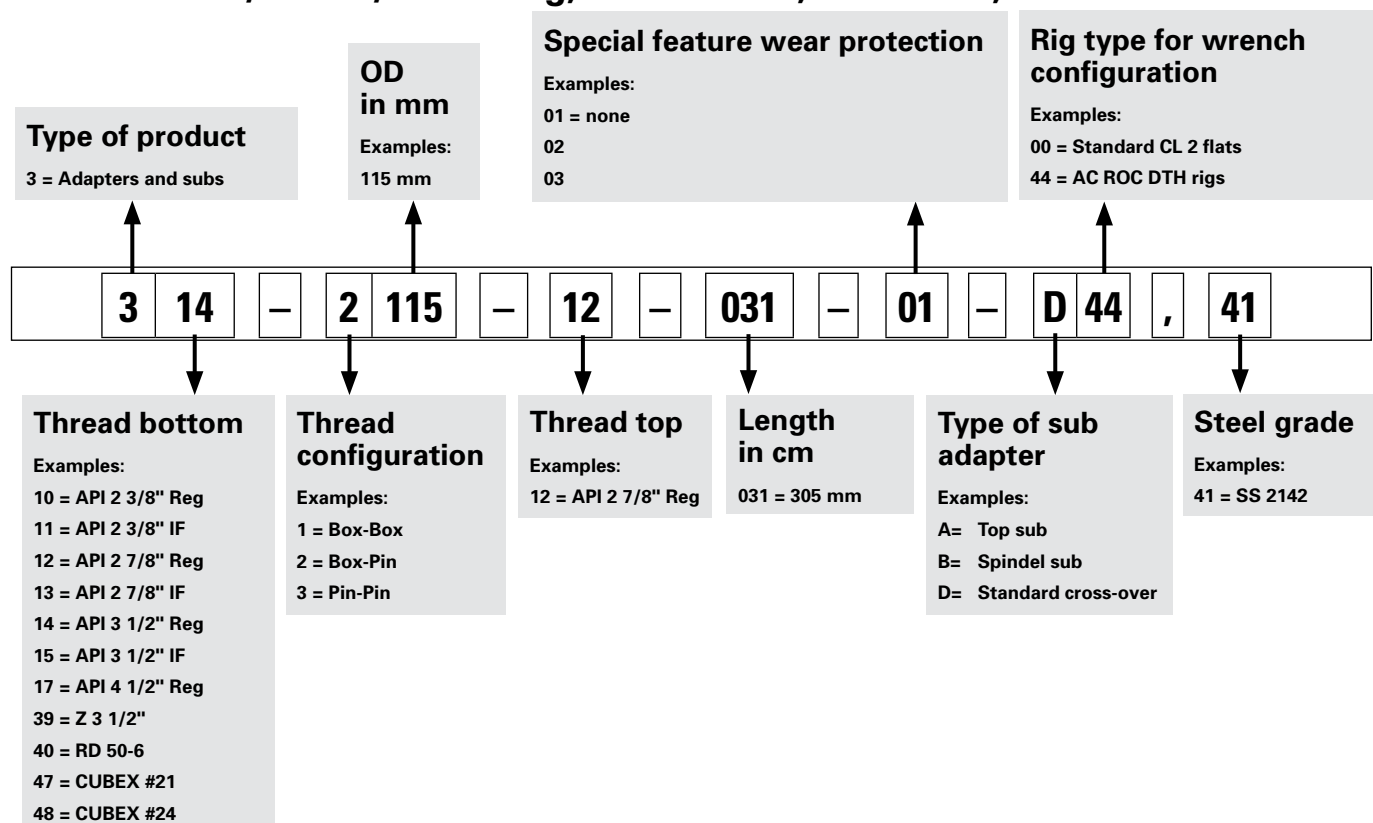
Example: 214-114-0600-B44-A0,40-08 = OD 114 mm, L 6 m, ROC L8, wall 8,8 mm



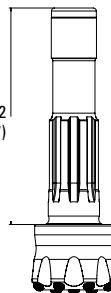
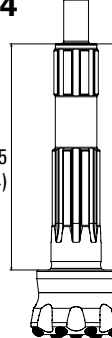
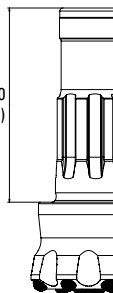
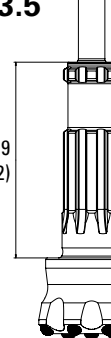
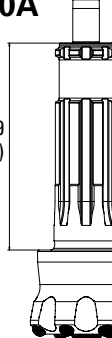
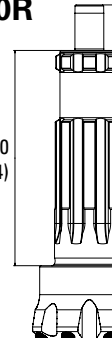
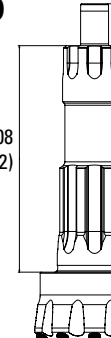


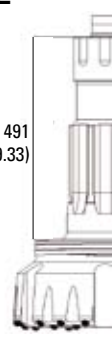
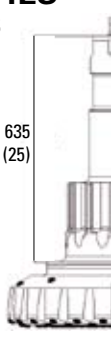
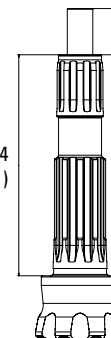
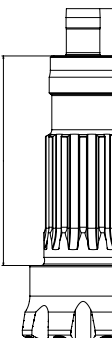
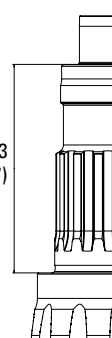



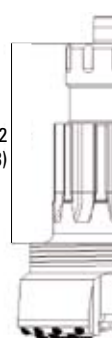

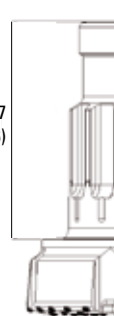
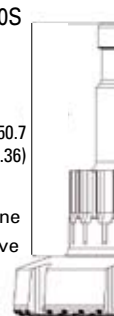
Codes for adapters

Example: 314-2115-12-031-01-D44,41

= Box-Pin 3 1/2"x2 7/8" API reg, OD 115 mm, L 305 mm, ROC



Bit shanks

COP 32 COP 32  215.2 (8.47) 8 spline	COP 34 COP 34  57 (2.24) 245 (9.64) 8 spline	COP 42 COP 42  190 (7.48) 7 spline	DHD 3.5 TD 35  58.9 (2.32) 180.9 (7.12) 8 spline	DHD 340A COP 44 DHD 4  45 (1.77) 209 (8.23) 8 spline
DHD 350R COP 54 DHD 5  55 (2.17) 260 (10.24) 8 spline	DHD 360 DHD 6 COP 64  57 (2.24) 308 (12.12) 8 spline	DHD 380 COP 84 DHD 8  50.8 (2) 350 (13.78) 10 spline	DHD 310 DHD 310  63.5 (2.5) 390.6 (15.38) 8 spline Pin drive	
DHD 112 DHD 112  52.3 (2.06) 491 (19.33) 8 spline Pin drive	DHD 112S DHD 112S  52.3 (2.06) 635 (25) 12 spline Pin drive	QL 40 QL 40  58.4 (2.3) 279.4 (11) 10 spline	QL 50 QL 50 TD 50 COP 54GE  54.1 (2.13) 239.6 (21.68) 12 spline	
QL 60 QL 60 TD 60/65/70 COP 64 G  59 (2.32) 253.3 (9.97) 12 spline	QL 80 QL 80 TD 80 TD 85  52.3 (2.05) 332 (13.07) 12 spline	TD 90 TD 90  52.3 (2.06) 332 (13.07) 16 spline	QL 120 QL 120  70.6 (2.78) 491 (19.33) 16 spline	
QL 200 QL 200  66 (2.6) 492.2 (19.38) 9 spline Pin drive	QL 200S QL 200S  66 (2.6) 658.1 (25.91) 12 spline Pin drive	QL 300 QL 300  745.7 (29.36) 12 spline Pin drive	QL 300S QL 300S  1050.7 (41.36) 18 spline Pin drive	

Selecting the right bit

Atlas Copco Secoroc has a comprehensive range of DTH drill bits to match all conceivable applications. Each bit is made from quality alloy steel, and has been precision machined to produce a perfect body, heat treated to the required hardness, given surface compression for fatigue resistance, and fitted with precision buttons manufactured in-house.

Five basic designs are available: Convex, Flat front, SpeedBit, Concave, and Rocket bit. These are designed for specific applications for all rock types, hardness's and conditions

Bit life and rate of penetration are the most important criteria in selecting the right bit for a particular application. In most cases, the focus is on productivity, so the fast cuttings removal features of the SpeedBit and Convex/Ballistic designs are preferable, to ensure the buttons are cutting clean, with the minimum of re-crushing.

In hard and abrasive formations, however, the flat front design offers best bit life, having strong gauge rows with large spherical buttons which are easy to regrind and maintain. The SpeedBit offers improved produc-

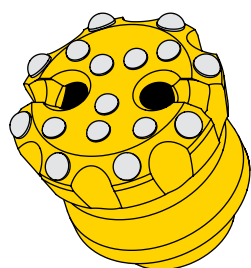
tivity with the same gauge as the Flat front, but with ballistic buttons in the front for faster penetration. An alternative is the Concave design with spherical buttons.

The Rocket bit can be dressed with ballistic buttons for use in soft to medium hard formations where fractured rock can be expected, or can be supplied with spherical buttons for hard and abrasive formations.

Bits are manufactured to match all diameters of Secoroc hammers.



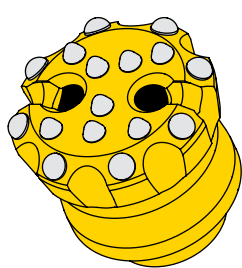
Drill bits – standard assortment



Flat front

Applications:
Hard and abrasive formations, all round.

Typical formations:
Granite, hard limestone, basalt.

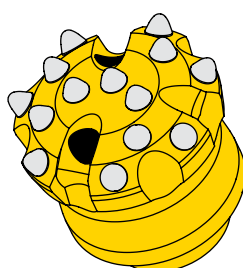


SpeedBit

Applications:
Medium hard to hard and abrasive formations. For higher productivity.

Design feature:
Ballistic buttons in front.

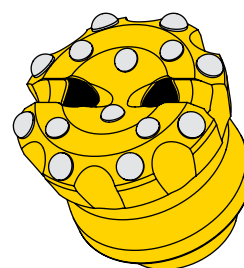
Typical formations:
Granite, hard limestone, basalt.



Convex front, ballistic

Applications:
Soft to medium hard rock. Non abrasive formations. High penetration rate.

Typical formations:
Limestone, hard limestone, shale.

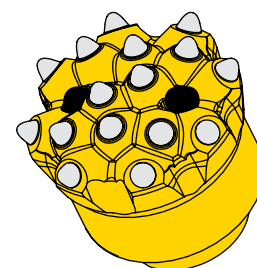


Concave front

Applications:
Medium hard to hard formations. Less abrasive, fractured formations. Excellent control over hole deviation.

Design feature:
HD - larger gauge buttons. DGR - double (overlapping) gauge row. Only from 8".

Typical formations:
Granite, hard limestone, basalt.



Rocket bit

Applications:
Soft to medium hard formations. For exceptional productivity. Fractured rock.

Design feature:
Spherical buttons for hard and abrasive formations. Ballistic buttons for soft formations.

Typical formations:
Limestone, hard limestone.

Drill bits

COP 32 shank (COP 32 hammer)

Diameter		Product No.	Product code	No. × Button diameter, mm (inch)			Gauge/Button angle°		Flushing holes	Weight approx	
mm	inch			Outer	Inner	Front	Outer	Inner		kg	lbs
FLAT FRONT											
85	3 3/8	90513728	100-5085-39-1216,10-20	8x11 (7/16)		6x11 (7/16)	35		2	4.5	9.9
90	3 9/16	90513729	100-5090-39-1216,10-20			7x11 (7/16)	35		2	4.6	10.1
100	3 15/16	90513730	100-5100-39-1216,10-20			7x11 (7/16)	35		2	4.7	10.4
SPEEDBIT											
85	3 3/8	90513731	100-5085-39-1256,10-20	8x11 (7/16)		6x11 (7/16)	35		2	4.6	10.1
90	3 9/16	90513732	100-5090-39-1256,10-20			7x11 (7/16)	35		2	4.6	10.1
100	3 15/16	90513733	100-5100-39-1256,10-20			7x11 (7/16)	35		2	7.6	16.8
CONVEX BALLISTIC											
85	3 3/8	90513734	100-5085-39-2236,10-20	7x11 (7/16)	4x11 (7/16)	2x11 (7/16)	40	20	2	4.4	9.7
90	3 9/16	90513735	100-5090-39-223A,10-20	7x12.7 (1/2)	4x12.7 (1/2)	2x12.7 (1/2)	40	20	2	4.5	9.9
100	3 15/16	90513736	100-5100-39-223A,10-20	7x12.7 (1/2)	4x12.7 (1/2)	2x12.7 (1/2)	40	20	2	4.8	10.6
ROCKET BIT											
90	3 9/16	90515758	100-5090-39-623A,10-20	7x12.7 (1/2)	4x12.7 (1/2)	2x12.7 (1/2)	40	20	2	5	11.0

COP 34 shank (COP 34 hammer)

Diameter		Product No.	Product code	No. × Button diameter, mm (inch)			Gauge/Button angle°		Flushing holes	Weight approx	
mm	Inch			Outer	Inner	Front	Outer	Inner		kg	lbs
FLAT FRONT											
90	3 9/16	90510853	100-5090-31-1214,10-20	8x12.7 (1/2)		7x11 (7/16)	35		2	5.7	12.6
92	3 5/8	90513705	100-5092-31-1214,10-20	8x12.7 (1/2)		7x11 (7/16)	35		2	5.7	12.6
95	3 3/4	90513706	100-5095-31-1214,10-20	8x12.7 (1/2)		7x11 (7/16)	35		2	5.8	12.8
100	3 15/16	90513707	100-5100-31-121A,10-20	8x12.7 (1/2)		7x12.7 (1/2)	35		2	6	13.2
105	4 1/8	90513708	100-5105-31-1210,10-20	8x14.5		7x12.7 (1/2)	35		2	6.2	13.7
SPEEDBIT											
92	3 5/8	90513709	100-5092-31-1254,10-20	8x12.7 (1/2)		7x11 (7/16)	35		2	5.7	12.6
95	3 3/4	90513710	100-5095-31-1254,10-20	8x12.7 (1/2)		7x11 (7/16)	35		2	5.8	12.8
100	3 15/16	90513711	100-5100-31-125A,10-20	8x12.7 (1/2)		7x12.7 (1/2)	35		2	6	13.2
105	4 1/8	90513712	100-5105-31-1250,10-20	8x14.5 (9/16)		7x12.7 (1/2)	35		2	6.2	13.7
CONVEX BALLISTIC											
92	3 5/8	90513701	100-5092-31-223A,10-20	7x12.7 (1/2)	4x12.7 (1/2)	2x12.7 (1/2)	40	20	2	5.5	12.1
95	3 3/4	90513702	100-5095-31-223A,10-20	7x12.7 (1/2)	4x12.7 (1/2)	2x12.7 (1/2)	40	20	2	5.6	12.3
100	3 15/16	90513703	100-5100-31-223A,10-20	7x12.7 (1/2)	4x12.7 (1/2)	2x12.7 (1/2)	40	20	2	5.7	12.6
105	4 1/8	90513704	100-5105-31-2239,10-20	7x14.5 (9/16)	4x14.5 (9/16)	2x14.5 (9/16)	40	20	2	5.9	13.0
ROCKET BIT											
95	3 3/4	90515561	100-5095-31-623A,10-20	7x12.7 (1/2)	4x12.7 (1/2)	2x12.7 (1/2)	40	20	2	5.9	13.0
FOOT VALVE		86007736	9279								
ASSEMBLY TOOL		89000841	9178								

DHD 3.5 shank (TD 35, DHD 3.5 hammers)

Diameter		Product No.	Product code	No. × Button diameter, mm (inch)				Gauge/Button angle°			Flushing holes	Weight approx	
mm	inch			Outer	Inner	Front	Cone	Outer	Inner	Cone		kg	lbs
FLAT FRONT													
90	3 9/16	90515317	100-5090-35-1214,10-20	8x12.7 (1/2)		7x11 (7/16)		35			2	5.8	12.8
92	3 5/8	90515318	100-5092-35-1214,10-20					35			2	5.8	12.8
95	3 3/4	90515319	100-5095-35-1214,10-20					35			2	5.9	13.0
100	3 15/16	90515320	100-5100-35-121A,10-20			7x12.7 (1/2)		35			2	6.1	13.4
105	4 1/8	90515321	100-5105-35-1210,10-20	8x14.5 (9/16)				35			2	6.3	13.9
SPEEDBIT													
92	3 5/8	90515322	100-5092-35-1254,10-20	8x12.7 (1/2)		7x11 (7/16)		35			2	5.8	12.8
95	3 3/4	90515323	100-5095-35-1254,10-20					35			2	5.9	13.0
100	3 15/16	90515324	100-5100-35-125A,10-20			7x12.7 (1/2)		35			2	6.1	13.4
105	4 1/8	90515325	100-5105-35-1250,10-20	8x14.5 (9/16)				35			2	6.3	13.9
CONVEX BALLISTIC													
92	3 5/8	90515326	100-5092-35-223A,10-20	7x12.7 (1/2)	4x12.7 (5)	2x12.7 (1/2)		40	20		3	5.5	12.1
95	3 3/4	90515327	100-5095-35-223A,10-20					40	20		3	5.6	12.3
100	3 15/16	90515328	100-5100-35-223A,10-20					40	20		3	5.6	12.3
105	4 1/8	90515329	100-5105-35-2239,10-20	7x14.5 (9/16)	4x14.5 (9/16)	2x14.5 (9/16)		40	20		3	5.8	12.8
CONCAVE													
100	3 15/16	90515330	100-5100-35-021A,10-20	8x12.7 (1/2)		4x12.7 (1/2)	2x12.7 (1/2)	35		-20	2	5.2	11.4
ROCKET BIT													
90	3 9/16	90515757	100-5090-35-623A,10-20	7x12.7 (1/2)	4x12.7 (5)	2x12.7 (1/2)		40	20		2	5.1	11.2
95	3 3/4	90515700	100-5095-35-623A,10-20					40	20		2	5.3	11.7
FOOT VALVE		90515375	9091-90515375										
ASSEMBLY TOOL		90515511	9110-90515511										

COP 42 shank (COP 42 hammer)

Diameter		Product No.	Product code	No. x Button diameter, mm (inch)			Gauge/Button angle°		Flushing holes	Weight approx	
mm	Inch			Outer	Inner	Front	Outer	Inner		kg	lbs
FLAT FRONT											
105	4 1/8	90513875	100-5105-60-1210,10-20	8x14.5 (9/16)		7x12.7 (1/2)	35		2	8.1	17.9
110	4 5/16	90513878	100-5110-60-1210,10-20	8x14.5 (9/16)		7x12.7 (1/2)	35		2	8.3	18.3
115	4 1/2	90513880	100-5115-60-1210,10-20	8x14.5 (9/16)		8x12.7 (1/2)	35		2	8.5	18.7
125	4 15/16	90513883	100-5125-60-1210,10-20	8x14.5 (9/16)		12.7x10	35		2	9	19.8
SPEEDBIT											
105	4 1/8	90513876	100-5105-60-1250,10-20	8x14.5 (9/16)		7x12.7 (1/2)	35		2	8.1	17.9
115	4 1/2	90513881	100-5115-60-1250,10-20	8x14.5 (9/16)		8x12.7 (1/2)	35		2	8.5	18.7
130	5 1/8	90513885	100-5130-60-1250,10-20	8x14.5 (9/16)		10x12.7 (1/2)	35		2	9.2	20.3
CONVEX BALLISTIC											
105	4 1/8	90513877	100-5105-60-2239,10-20	7x14.5 (9/16)	4x14.5 (9/16)	2x14.5 (9/16)	40	20	2	7.8	17.2
110	4 5/16	90513879	100-5110-60-2230,10-20	7x14.5 (9/16)	4x12.7 (1/2)	2x12.7 (1/2)	40	20	2	8.3	18.3
115	4 1/2	90513882	100-5115-60-2239,10-20	7x14.5 (9/16)	4x14.5 (9/16)	3x14.5 (9/16)	40	20	2	8.1	17.9
130	5 1/8	90513886	100-5130-60-223A,10-20	9x12.7 (1/2)	6x12.7 (1/2)	5x12.7 (1/2)	40	20	3	8.3	18.3

Drill bits

DHD 340A shank (COP 44, DHD 4 hammers)

Diameter		Product No.	Product code	No. × Button diameter, mm (inch)					Gauge/Button angle°				Flushing holes	Weight approx		
mm	inch			Outer	Outer	Inner	Front	Cone	Outer	Middle	Inner	Cone		kg	lbs	
FLAT FRONT																
105	4 1/8	90513713	100-5105-34-1210,10-20	8x14.5 (9/16)			7x12.7 (1/2)		35				2	8.6	19.0	
110	4 5/16	90513714	100-5110-34-1210,10-20	8x14.5 (9/16)			7x12.7 (1/2)		35				2	8.8	19.4	
115	4 1/2	90513715	100-5115-34-1210,10-20	8x14.5 (9/16)			8x12.7 (1/2)		35				2	9	19.8	
125	4 15/16	90513716	100-5125-34-1210,10-20	8x14.5 (9/16)			10x12.7 (1/2)		35				2	9.5	20.9	
130	5 1/8	90515203	100-5130-34-1218,10-20	8x15.83 (5/8)			8x14.5 (9/16)		35				2	9.9	21.8	
SPEEDBIT																
105	4 1/8	90513718	100-5105-34-1250,10-20	8x14.5 (9/16)			7x12.7 (1/2)		35				2	8.6	19.0	
110	4 5/16	90513719	100-5110-34-1250,10-20	8x14.5 (9/16)			7x12.7 (1/2)		35				2	8.8	19.4	
115	4 1/2	90513720	100-5115-34-1250,10-20	8x14.5 (9/16)			8x12.7 (1/2)		35				2	9	19.8	
125	4 15/16	90513721	100-5125-34-1250,10-20	8x14.5 (9/16)			10x12.7 (1/2)		35				2	9.7	21.4	
130	5 1/8	90513722	100-5130-34-1250,10-20	8x14.5 (9/16)			10x12.7 (1/2)		35				2	9.7	21.4	
CONCAVE																
105	4 1/8	90514994	100-5105-34-0210,10-20	8x14.5 (9/16)			4x12.7 (1/2)	2x12.7 (1/2)	35			-20	2	8.6	19.0	
110	4 5/16	90514995	100-5110-34-0210,10-20	8x14.5 (9/16)			4x12.7 (1/2)	2x12.7 (1/2)	35			-20	2	8.6	19.0	
115	4 1/2	90514996	100-5115-34-0210,10-20	8x14.5 (9/16)			4x12.7 (1/2)	2x12.7 (1/2)	35			-20	2	9	19.8	
121	4 3/4	90514999	100-5121-34-0210,10-20	8x14.5 (9/16)			4x12.7 (1/2)	4x12.7 (1/2)	35			-20	2	9.1	20.1	
130	5 1/8	90515551	100-5130-34-0218,10-20	8x15.83 (5/8)			4x14.5 (9/16)	3x14.5 (9/16)	35			-20	2	9.4	20.7	
CONVEX BALLISTIC																
105	4 1/8	90513723	100-5105-34-2239,10-20	7x14.5 (9/16)		4x14.5 (9/16)	2x14.5 (9/16)		40		20		2	8.3	18.3	
110	4 5/16	90513724	100-5110-34-2230,10-20	7x14.5 (9/16)		4x14.5 (9/16)	2x14.5 (9/16)		40		20		2	8.3	18.3	
115	4 1/2	90513725	100-5115-34-2239,10-20	7x14.5 (9/16)		4x14.5 (9/16)	3x14.5 (9/16)		40		20		2	8.6	19.0	
125	4 15/16	90513726	100-5125-34-223A,10-20	9x12.7 (1/2)		6x12.7 (1/2)	5x12.7 (1/2)		40		20		3	8.8	19.4	
130	5 1/8	90513727	100-5130-34-223A,10-20	9x12.7 (1/2)		6x12.7 (1/2)	5x12.7 (1/2)		40		20		3	9.2	20.3	
ROCKET BIT - BALLISTIC																
110	4 5/16	90515306	100-5110-34-623A-10-20	8x12.7 (1/2)	4x12.7 (1/2)	2x12.7 (1/2)	2x12.7 (1/2)		45	30	15		2	8.7	19.2	
115	4 1/2	90515305	100-5115-34-623A-10-20	8x12.7 (1/2)	4x12.7 (1/2)	2x12.7 (1/2)	2x12.7 (1/2)		45	30	15		2	8.9	19.6	
ROCKET BIT - SPHERICAL																
115	4 1/2	90515548	100-5115-34-6210-10-20	8x14.5 (9/16)	4x12.7 (1/2)	2x12.7 (1/2)	2x12.7 (1/2)		45	30	15		2	8.9	19.6	
FOOT VALVE		86002883	9227													
ASSEMBLY TOOL		89001223	9226													



DHD 350R shank (COP 54, DHD 5 hammers)

Diameter		Product No.	Product code	No. × Button diameter, mm (inch)				Gauge/Button angle°			Flushing holes	Weight approx	
mm	inch			Outer	Inner	Front	Cone	Outer	Inner	Cone		kg	lbs
FLAT FRONT													
130	5	90515101	100-5130-37-1218,10-20	8x16 (5/8)		8x14.5 (9/16)		35			2	15.9	35.1
134	5 1/4	90514419	100-5134-37-1218,10-20	8x16 (5/8)		8x14.5 (9/16)		35			2	16.2	35.7
140	5 1/2	90515009	100-5140-37-1218,10-20	8x16 (5/8)		10x14.5 (9/16)		35			2	16.6	36.6
146	5 3/4	90515086	100-5146-37-1218,10-20	8x16 (5/8)		10x14.5 (9/16)		35			2	17	37.5
149	5 3/4	90515090	100-5149-37-1218,10-20	8x16 (5/8)		10x14.5 (9/16)		35			2	17	37.5
152	6	90514957	100-5152-37-1217,10-20	8x16 (5/8)		8x16 (5/8)		35			2	17.8	39.2
SPEEDBIT													
134	5 1/4	90514673	100-5134-37-1248,10-20	8x16 (5/8)		8x14.5 (9/16)		35			2	16.2	35.7
140	5 1/2	90515012	100-5140-37-1248,10-20	8x16 (5/8)		10x14.5 (9/16)		35			2	16.6	36.6
CONCAVE													
130	5	90514421	100-5130-37-0218,10-20	8x16 (5/8)		4x14.5 (9/16)	3x14.5 (9/16)	35		-15	2	15.8	34.8
134	5 1/4	90514423	100-5134-37-0218,10-20	8x16 (5/8)		4x14.5 (9/16)	3x14.5 (9/16)	35		-15	2	16.1	35.5
140	5 1/2	90515008	100-5140-37-0218,10-20	8x16 (5/8)		4x14.5 (9/16)	4x14.5 (9/16)	35		-15	2	16.4	36.2
146	5 3/4	90514483	100-5146-37-0218,10-20	8x16 (5/8)		4x16 (5/8)	4x16 (5/8)	35		-15	2	17.2	37.9
149	5 3/4	90515088	100-5149-37-0218,10-20	8x16 (5/8)		4x14.5 (9/16)	4x14.5 (9/16)	35		-15	2	17.3	38.1
152	6	90514973	100-5152-37-0217,10-20	8x16 (5/8)		4x14.5 (9/16)	4x14.5 (9/16)	35		-15	2	17.3	38.1
CONVEX BALLISTIC													
130	5	90515516	100-5130-37-2339,10-20	9x14.5 (9/16)	6x14.5 (9/16)	4x14.5 (9/16)		40	20		3	15.7	34.6
140	5 1/2	90515423	100-5140-37-2339,10-20	9x14.5 (9/16)	6x14.5 (9/16)	4x14.5 (9/16)		40	20		3	16.3	35.9
146	5 3/4	90514712	100-5146-37-2338,10-20	9x16 (5/8)	6x14.5 (9/16)	5x14.5 (9/16)		40	20		3	17.1	37.7
FOOT VALVE		86008296	9164										
ASSEMBLY TOOL		89001185	9163										



Drill bits

DHD 360 shank (DHD 6, COP 64.2 hammers)

Diameter		Product No.	Product code	No. × Button diameter, mm (inch)				Gauge/Button angle°			Flushing holes	Weight approx	
mm	inch			Outer	Inner	Front	Cone	Outer	Inner	Cone		kg	lbs
FLAT FRONT													
152	6	90515693	100-5152-59-1217,08-20	8x16 (5/8)		8x16 (5/8)		35			2	23.3	51.4
156	6 1/4	90515690	100-5156-59-1217,08-20	8x16 (5/8)		8x16 (5/8)		35			2	23.5	51.8
159	6 1/4	90515687	100-5159-59-1217,08-20	8x16 (5/8)		9x16 (5/8)		35			2	23.8	52.5
165	6 2/4	90515612	100-5165-59-1217,08-20	8x16 (5/8)		10x16 (5/8)		35			2	25.2	55.6
165	6 2/4	90515592	100-5165-59-1211,08-20	10x16 (5/8)		10x16 (5/8)		35			2	25.4	56.0
171	6 3/4	90515594	100-5171-59-1211,08-20	10x16 (5/8)		9x16 (5/8)		35			2	25.8	56.9
SPEEDBIT													
156	6 1/4	90515704	100-5156-59-1247,08-20	8x16 (5/8)		8x16 (5/8)		35			2	23.5	51.8
165	6 1/2	90515608	100-5165-59-1241,08-20	10x16 (5/8)		10x16 (5/8)		35			2	25.4	56.0
171	6 3/4	90515664	100-5171-59-1212,08-20	10x19 (3/4)		9x16 (5/8)		35			2	26	57.3
171	6 3/4	90515709	100-5171-59-1241,08-20	10x16 (5/8)		9x16 (5/8)		35			2	25.8	56.9
CONCAVE													
152	6	90515676	100-5152-59-0217,08-20	8x16 (5/8)		4x16 (5/8)	4x16 (5/8)			-15	2	23.1	50.9
154	6	90515680	100-5154-59-0217,08-20	8x16 (5/8)		4x16 (5/8)	4x16 (5/8)			-15	2	23.2	51.2
156	6 1/4	90515683	100-5156-59-0217,08-20	8x16 (5/8)		4x16 (5/8)	4x16 (5/8)			-15	2	23.3	51.4
159	6 1/4	90515672	100-5159-59-0217,08-20	8x16 (5/8)		4x16 (5/8)	4x16 (5/8)			-15	2	23.6	52.0
165	6 1/2	90515615	100-5165-59-0217,08-20	8x16 (5/8)		6x16 (5/8)	4x16 (5/8)			-15	2	25	55.1
165	6 1/2	90515596	100-5165-59-0211,08-20	10x16 (5/8)		6x16 (5/8)	4x16 (5/8)			-15	2	25.2	55.6
171	6 3/4	90515638	100-5171-59-0211,08-20	10x16 (5/8)		6x16 (5/8)	6x16 (5/8)			-15	2	25.2	55.6
171	6 3/4	90515661	100-5171-59-0212,08-20	10x19 (3/4)		6x16 (5/8)	6x16 (5/8)			-15	2	25.8	56.9
CONVEX - BALLISTIC													
165	6 1/2	90515640	100-5165-59-2337,08-20	9x16 (5/8)	6x16 (5/8)	5x16 (5/8)					3	24.8	54.7
CONVEX - SPHERICAL													
165	6 1/2	90515651	100-5165-59-221b,08-20	10x19 (3/4)	4x19 (3/4)	4x19 (3/4)					2	25.3	55.8
171	6 3/4	90515623	100-5171-59-231b,08-20	9x19 (3/4)	6x19 (3/4)	4x19 (3/4)					3	25.5	56.2
FOOT VALVE		86002893	9235										
ASSEMBLY TOOL		89000845	9182										



DHD 380 shank (DHD 8 hammer)

Diameter		Product No.	Product code	Short description	No. x carbide diameter (mm/inch)				Gauge/carbide angle°			Flushing holes	Weight approx (kg/lb)		
mm	inch				Outer	Inner	Front	Cone	Outer	Inner	Cone		kg	lbs	
CONCAVE															
200	7 7/8	51009991	10T-5200-38-51009991	Spherical carbides	8x19 (3/4)	6x19 (3/4)	7x16 (5/8)		35	15	10	2	45.5	100	
203	8	50951680	10T-5203-38-50951680	Spherical carbide	8x19 (3/4)	6x19 (3/4)	7x19 (3/4)		35	15	10	2	47.7	105	
203	8	52327988	10T-5203-38-52327988	Impac all over	8x19 (3/4)	6x19 (3/4)	6x19 (3/4)		35	15	10	2	47.7	105	
203	8	90504097*	100-5203-38-4213,08-20	DGR front	10x19 (3/4)	4x19 (3/4)	4x19 (3/4)	4x16 (5/8)	35	15	20	2	49.5	109	
216	8 1/2	50951706	10T-5216-38-50951706	Spherical carbides	10x19 (3/4)	6x19 (3/4)	10x16 (5/8)		35	15	10	2	48.6	107	
219	8 5/8	50747880	10T-5219-38-50747880	Spherical carbides	10x19 (3/4)	6x19 (3/4)	10x16 (5/8)		35	15	10	2	49.1	108	
219	8 5/8	90505232*	100-5219-38-4213,08-20	DGR front	10x19 (3/4)	4x19 (3/4)	4x19 (3/4)	4x16 (5/8)	35	15	20	2	52.7	116	
222	8 3/4	50747906	10T-5222-38-50747906	Impac all over	10x19 (3/4)	6x19 (3/4)	10x16 (5/8)		35	15	10	2	50	110	
222	8 3/4	52285814	1LT-5222-38-52285814	Spherical carbides	12x19 (3/4)	6x19 (3/4)	8x19 (3/4)		35	15	10	2	61.8	136	
225	8 7/8	52310349	10T-5225-38-52310349	Impac all over	10x19 (3/4)	6x19 (3/4)	10x19 (3/4)		35	15	10	2	50.9	112	
225	8 7/8	52310489	10T-5225-38-52310489	Standard head, extra gauge carbides, long carbides all over, Impac carbides	12x19 (3/4)	6x19 (3/4)	8x19 (3/4)		35	15	10	2	57.3	126	
241	9 1/2	52292125	10T-5241-38-52292125	Spherical carbides	10x19 (3/4)	8x19 (3/4)	9x19 (3/4)		35	15	10	2	51.8	114	
254	10	50951722	10T-5254-38-50951722	Spherical carbides	12x19 (3/4)	6x19 (3/4)	12x19 (3/4)		35	15	10	2	54.5	120	
254	10	90504308*	100-5254-38-4213,08-20	DGR front	10x19 (3/4)	5x19 (3/4)	4x19 (3/4)	6x16 (5/8)	35	15	20	2	54	119	
270	10 5/8	56032758	10T-5270-38-56032758	Spherical carbides	12x19 (3/4)	6x19 (3/4)	12x19 (3/4)		35	15	10	2	72.3	159	
305	12	90504489*	100-5305-38-4213,15-20	DGR front, No shank warranty	10x19 (3/4)	6x19 (3/4)	10x19 (3/4)	10x16 (5/8)	35	15	20	2	68.4	151	
FOOT VALVE		56033525	9238-56033525												
*FOOT VALVE		90509855	9224												
ASSEMBLY TOOL		89000848	9184												



Drill bits

Mission SD8 shank

Diameter		Product No.	Product code	Short description	No. x carbide diameter (mm/inch)				Gauge/carbide angle°			Flushing holes	Weight approx (kg/lb)	
mm	inch				Outer	Inner	Front	Cone	Outer	Inner	Cone		kg	lbs
FLAT FRONT														
203	8	90504105	100-5203-50-1215,08-20	HD	10x19 (3/4)		7x16 (5/8)		35			2	45	99
219	8 5/8	90504469	100-5219-50-1215,08-20	HD	10x19 (3/4)		7x16 (5/8)		35			2	47	103
CONCAVE														
203	8	90504106	100-5203-50-4213,08-20	DGR front	10x19 (3/4)	4x19 (3/4)	4x19 (3/4)	4x16 (5/8)	35	15	20	2	45	98
219	8 5/8	90505231	100-5219-50-4213,08-20	DGR front	10x19 (3/4)	4x19 (3/4)	4x19 (3/4)	4x16 (5/8)	35	15	20	2	47	103
254	10	90504307	100-5254-50-4213,08-20	DGR front	10x19 (3/4)	5x19 (3/4)	4x19 (3/4)	6x16 (5/8)	35	15	20	2	53	116
305	12	90504470	100-5305-50-4213,08-20	DGR front	10x19 (3/4)	6x19 (3/4)	10x19 (3/4)	10x16 (5/8)	35	15	20	2	62	137
FOOT VALVE		86007335	9217											
ASSEMBLY TOOL		89000847	9183											

DHD 310 shank (DHD 310 hammer)

Diameter		Product No.	Product code	Short description	No. x carbide diameter (mm/inch)			Gauge/carbide angle°			Flushing holes	Weight approx	
mm	inch				Outer	Inner	Front	Outer	Inner	Cone		kg	lbs
CONCAVE													
251	9 7/8	51612604	10T-5251-79-51612604	Spherical carbides	12x19 (3/4)	6x19 (3/4)	11x19 (3/4)	35	15	10	3	88.6	195
270	10 5/8	51612653	10T-5270-79-51612653	Spherical carbides	15x19 (3/4)	9x19 (3/4)	12x19 (3/4)	35	15	10	3	90	198
279	11	51612679	10T-5279-79-51612679	Spherical carbides	15x19 (3/4)	12x19 (3/4)	15x19 (3/4)	35	15	10	3	90.9	200
311	12 1/4	51777316	10T-5311-79-51777316	Spherical carbides	15x19 (3/4)	12x19 (3/4)	24x19 (3/4)	35	15	10	3	100	220
FOOT VALVE		51614188	9322-51614188										



DHD 112 shank (DHD 112 hammer)

Diameter		Product No.	Product code	Short description	No. x carbide diameter (mm/inch)				Gauge/carbide angle°			Flushing holes	Weight approx	
mm	inch				Outer	Inner	Front	Cone	Outer	Inner	Cone		kg	lbs
CONCAVE														
279	11	52094463	10T-5279-36-52094463	Long carbides	12x19 (3/4)	9x19 (3/4)	15x19 (3/4)		35	15	10	3	140	308
302	11 7/8	52094471	10T-5301-36-52094471	Standard carbides	15x19 (3/4)	9x19 (3/4)	14x19 (3/4)		35	15	10	3	151	333
311	12 1/4	52094448	10T-5311-36-52094448	Impac carbides	15x19 (3/4)	9x19 (3/4)	15x19 (3/4)		35	15	10	3	157	346
311	12 1/4	52333770	10T-5311-36-52333770	Conical carbides	15x19 (3/4)	9x19 (3/4)	15x19 (3/4)		35	15	10	3	157	346
311	12 1/4	90515188*	100-5311-36-4313,15-20	DGR front	12x19 (3/4)	9x19 (3/4)	12x19 (3/4)	9x19 (3/4)	35	30	20	3	125	275
316	12,45	52094455	10T-6316-36-52094455	Standard carbides	15x19 (3/4)	9x19 (3/4)	15x19 (3/4)		35	15	10	3	159	350
330	13	52094430	10T-5330-36-52094430	Standard carbides	15x19 (3/4)	12x19 (3/4)	19x19 (3/4)		35	15	10	3	165	363
356	14	52094422	10T-5356-36-52094422	Standard carbides	15x19 (3/4)	12x19 (3/4)	22x19 (3/4)		35	15	10	3	178	391
375	14 3/4	52334281	10T-5375-36-52334281	Cubex special, tough conical face and spherical gauge	15x19 (3/4)	12x19 (3/4)	28x19 (3/4)		35	15	10	3	209	460
381	15	52094414	10T-5381-36-52094414	Standard carbides	15x19 (3/4)	12x19 (3/4)	28x19 (3/4)		35	15	10	3	205	452
413	16 1/4	52094398	10T-5413-36-52094398	Standard carbides	15x19 (3/4)	12x19 (3/4)	32x19 (3/4)		35	15	10	3	209	460
444	17 1/2	52094406	10T-5445-36-52094406	Standard carbides	18x19 (3/4)	9x19 (3/4)	35x19 (3/4)		35	15	10	3	243	535
444	17 1/2	52308103	10T-5444-36-52308103	All Impac long carbides	18x19 (3/4)	9x19 (3/4)	35x19 (3/4)		35	15	10	3	243	535
444	17 1/2	52327947	100-5445-36-52327947	All conical carbides	18x19 (3/4)	9x19 (3/4)	35x19 (3/4)		35	15	10	3	243	535
444	17 1/2	51993111	10G-5445-36-51993111	Gauge protection, spherical carbides	18x19 (3/4)	9x19 (3/4)	35x19 (3/4)		35	15	10	3	243	535
445	17 1/2	90505106*	100-5445-36-4313,15-20	DGR front	18x19 (3/4)	15x19 (3/4)	21x19 (3/4)	27x19 (3/4)	35	30	20	3	228	502
451	17 3/4	52337219	10T-5451-36-52337219	Cubex special, tough conical gauge and face carbides	18x19 (3/4)	9x19 (3/4)	35x19 (3/4)		35	15	10	3	268	590
470	18 1/2	52096021	10T-5470-36-52096021	Standard carbides	18x19 (3/4)	9x19 (3/4)	41x19 (3/4)		35	15	10	3	323	710
FOOT VALVE		51915890	9260											
*FOOT VALVE		90514779	9260											
PIN DRIVE		51612620	9314											

DHD 112S shank (DHD 112S hammer)

Diameter		Product No.	Product code	Short description	No. x carbide diameter (mm/inch)			Gauge/carbide angle°			Flushing holes	Weight approx		
mm	inch				Outer	Inner	Front	Outer	Inner	Cone		kg	lbs	
FLAT FRONT														
495	19 1/2	52125242	10U-5495-42-52125242	Spherical carbide	24x19 (3/4)	14x19 (3/4)	59x19 (3/4)	35	15	10	4	395	868	
508	20	51049567	10U-5508-42-51049567	Spherical carbide	24x19 (3/4)	14x19 (3/4)	59x19 (3/4)	35	15	10	4	395	870	
508	20	51997344	10H-5508-42-51997344	Spherical carbide, gauge protected	24x19 (3/4)	14x19 (3/4)	59x19 (3/4)	35	15	10	4	398	876	
559	22	51997369	10H-5559-42-51997369	Spherical carbide	24x19 (3/4)	16x19 (3/4)	69x19 (3/4)	35	15	10	4	406	893	
559	22	51904548	10B-5559-42-51904548	Spherical carbide, gauge protected	24x19 (3/4)	16x19 (3/4)	69x19 (3/4)	35	15	10	4	406	893	
FOOT VALVE		51915890	9260											
PIN DRIVE		51050854	9318-51050854											

Drill bits

QL 40 shank (QL 40 hammer)

Diameter		Product No.	Product code	No. x Button diameter, mm (inch)				Gauge/Button angle°			Flushing holes	Weight approx	
mm	inch			Outer	Inner	Front	Cone	Outer	Inner	Cone		kg	lbs
FLAT FRONT													
105	4 1/8	90515331	100-5105-24-1210,10-20	8x14.5 (9/16)		7x12.7 (1/2)		35			2	9.9	21.8
110	4 5/16	90515332	100-5110-24-1210,10-20	8x14.5 (9/16)		7x12.7 (1/2)		35			2	10.1	22.3
115	4 1/2	90515333	100-5115-24-1210,10-20	8x14.5 (9/16)		8x12.7 (1/2)		35			2	10.2	22.5
125	4 15/16	90515334	100-5125-24-1210,10-20	8x14.5 (9/16)		10x12.7 (1/2)		35			2	10.8	23.8
130	5 1/8	90515335	100-5130-24-1218,10-20	8x15.83 (5/8)		8x14.5 (9/16)		35			2	11.2	24.7
SPEEDBIT													
105	4 1/8	90515336	100-5105-24-1250,10-20	8x14.5 (9/16)		7x12.7 (1/2)		35			2	9.9	21.8
110	4 5/16	90515337	100-5110-24-1250,10-20	8x14.5 (9/16)		7x12.7 (1/2)		35			2	10.1	22.3
115	4 1/2	90515338	100-5115-24-1250,10-20	8x14.5 (9/16)		8x12.7 (1/2)		35			2	10.3	22.7
125	4 15/16	90515339	100-5125-24-1250,10-20	8x14.5 (9/16)		10x12.7 (1/2)		35			2	10.9	24.0
130	5 1/8	90515340	100-5130-24-1250,10-20	8x14.5 (9/16)		10x12.7 (1/2)		35			2	10.9	24.0
CONCAVE													
105	4 1/8	90515341	100-5105-24-0210,10-20	8x14.5 (9/16)		4x12.7 (1/2)	2x12.7 (1/2)	35		-20	2	9.9	21.8
110	4 5/16	90515342	100-5110-24-0210,10-20	8x14.5 (9/16)		4x12.7 (1/2)	2x12.7 (1/2)	35		-20	2	9.9	21.8
115	4 1/2	90515343	100-5115-24-0210,10-20	8x14.5 (9/16)		4x12.7 (1/2)	2x12.7 (1/2)	35		-20	2	10.2	22.5
121	4 3/4	90515344	100-5121-24-0210,10-20	8x14.5 (9/16)		4x12.7 (1/2)	4x12.7 (1/2)	35		-20	2	10.4	22.9
130	5 1/8	90515552	100-5130-24-0218,10-20	8x15.83 (5/8)		4x14.5 (9/16)	3x14.5 (9/16)	35		-20	2	10.7	23.6
CONVEX BALLISTIC													
105	4 1/8	90515350	100-5105-24-2239,10-20	7x14.5 (9/16)	4x14.5 (9/16)	2x14.5 (9/16)		40	20		2	9.6	21.2
110	4 5/16	90515351	100-5110-24-2230,10-20	7x14.5 (9/16)	4x12.7 (1/2)	2x12.7 (1/2)		40	20		2	10	22.0
115	4 1/2	90515352	100-5115-24-2239,10-20	7x14.5 (9/16)	4x14.5 (9/16)	2x14.5 (9/16)		40	20		2	9.9	21.8
125	4 15/16	90515353	100-5125-24-223A,10-20	9x12.7 (1/2)	6x12.7 (1/2)	5x12.7 (1/2)		40	20		3	10.5	23.2
130	5 1/8	90515354	100-5130-24-223A,10-20	9x12.7 (1/2)	6x12.7 (1/2)	5x12.7 (1/2)		40	20		3	10	22.1
FOOT VALVE		90515378	9118										
ASSEMBLY TOOL		90515512	9120										



QL 50 shank (Fusion 50, QL 50, TD 50, COP 54 GE hammers)

Diameter		Product No.	Product code	No. × Button diameter, mm (inch)				Gauge/Button angle°			Flushing holes	Weight approx	
mm	Inch			Outer	Inner	Front	Cone	Outer	Inner	Cone		kg	lbs
FLAT FRONT													
130	5 1/8	90515102	100-5130-25-1218,10-20	8×16 (5/8)		8×14.5 (5/8)		35			2	15.9	35.1
134	5 1/4	90514420	100-5134-25-1218,10-20	8×16 (5/8)		8×14.5 (5/8)		35			2	16.2	35.7
140	5 1/2	90514382	100-5140-25-1218,10-20	8×16 (5/8)		10×14.5 (5/8)		35			2	16.6	36.6
149	5 7/8	90515091	100-5149-25-1218,10-20	8×16 (5/8)		9×14.5 (9/16)		35			2	17.1	37.7
152	6	90514958	100-5152-25-1217,10-20	8×16 (5/8)		8×16 (5/8)		35			2	17.8	39.25
SPEEDBIT													
134	5 1/4	90514674	100-5134-25-1248,10-20	8×16 (5/8)		8×14.5 (9/16)		35			2	16.2	35.7
140	5 1/2	90514386	100-5140-25-1248,10-20	8×16 (5/8)		10×14.5 (9/16)		35			2	16.6	36.6
CONCAVE													
130	5 1/8	90514422	100-5130-25-0218,10-20	8×16 (5/8)		4×14.5 (9/16)	3×14.5 (9/16)	35		-15	2	15.8	34.8
134	5 1/4	90514424	100-5134-25-0218,10-20	8×16 (5/8)		4×14.5 (9/16)	3×14.5 (9/16)	35		-15	2	16.1	35.5
140	5 1/2	90514387	100-5140-25-0218,10-20	8×16 (5/8)		4×14.5 (9/16)	4×14.5 (9/16)	35		-15	2	16.4	36.2
146	5 3/4	90514484	100-5146-25-0217,10-20	8×16 (5/8)		4×16 (5/8)	4×16 (5/8)	35		-15	2	17.2	37.9
149	5 7/8	90515089	100-5149-25-0218,10-20	8×16 (5/8)		4×14.5 (9/16)	4×14.5 (5/8)	35		-15	2	17.5	38.6
152	6	90514974	100-5152-25-1217,10-20	8×16 (5/8)		4×16 (5/8)	4×16 (5/8)	35		-15	2	17.7	39.0
CONVEX BALLISTIC													
130	5 1/8	90515517	100-5130-25-2339,10-20	9×14.5 (9/16)	6×14.5 (9/16)	4×14.5 (9/16)		40	20		3	15.7	34.6
140	5 1/2	90515424	100-5140-25-2339,10-20	9×14.5 (9/16)	6×14.5 (9/16)	4×14.5 (9/16)		40	20		3	16.3	35.9
140	5 1/8	90515428	100-5140-25-2237,10-20	8×16 (5/8)	4×16 (5/8)	3×16 (5/8)		35	20		2	16.2	35.7
146	5 3/4	90514713	100-5146-25-2338,10-20	9×16 (5/8)	6×14.5 (9/16)	5×14.5 (9/16)		35	20		3	17.1	37.7
FOOT VALVE		90515427	9257										
ASSEMBLY TOOL		89000993	9190										



Drill bits

QL 60 shank (Fusion 60, QL 60, TD 60/65/70, COP 64 G hammers)

Diameter		Product No.	Product code	No. × Button diameter, mm (inches)				Gauge/Button angle°			Flushing holes	Weight approx	
mm	Inch			Outer	Inner	Front	Cone	Outer	Inner	Cone		kg	lbs
FLAT FRONT													
152	6	90515694	100-5152-26-1217,08-20	8x16 (5/8)		8x16 (5/8)		35			2	22.3	49.2
156	6 1/4	90515691	100-5156-26-1217,08-20	8x16 (5/8)		8x16 (5/8)		35			2	22.5	49.6
159	6 1/4	90515688	100-5159-26-1217,08-20	8x16 (5/8)		9x16		35			2	22.8	50.3
165	6 2/4	90515613	100-5165-26-1217,08-20	8x16 (5/8)		10x16 (5/8)		35			2	24.2	53.4
165	6 2/4	90515609	100-5165-26-1241,08-20	10x16 (5/8)		10x16 (5/8)		35			2	24.4	53.8
171	6 3/4	90515595	100-5171-26-1211,08-20	10x16 (5/8)		9x16 (5/8)		35			2	24.8	54.7
171	6 3/4	90515665	100-5171-26-1212,08-20	10x19 (3/4)		9x16 (5/8)		35			2	25	55.1
203	8	90514850	100-5203-26-1211,08-20	10x16 (5/8)		16 (5/8")							
SPEEDBIT													
156	6 1/4	90515705	100-5156-26-1247,08-20	8x16 (5/8)		8x15,83		35			2	22.5	49.6
165	6 2/4	90515589	100-5165-26-1211,08-20	10x16 (5/8)		10x16 (5/8)		35			2	24.4	53.8
171	6 3/4	90515710	100-5171-26-1241,08-20	10x16 (5/8)		9x16 (5/8)		35			2	24.8	54.7
203	8	90514807	100-5203-26-1251,08-20	10x16 (5/8")		16 (5/8")							
CONCAVE													
152	6	90515677	100-5152-26-0217,08-20	8x16 (5/8)		4x16 (5/8)	4x16 (5/8)	35		-15	2	22.1	48.7
154	6	90515681	100-5154-26-0217,08-20	8x16 (5/8)		4x16 (5/8)	4x16 (5/8)	35		-15	2	22.2	49.0
156	6 1/4	90515684	100-5156-26-0217,08-20	8x16 (5/8)		4x16 (5/8)	4x16 (5/8)	35		-15	2	22.3	49.2
159	6 1/4	90515673	100-5159-26-0217,08-20	8x16 (5/8)		4x16 (5/8)	4x16 (5/8)	35		-15	2	22.6	49.8
165	6 1/2	90515616	100-5165-26-0217,08-20	8x16 (5/8)		6x16 (5/8)	4x16 (5/8)	35		-15	2	24	52.9
165	6 1/2	90515598	100-5165-26-0211,08-20	10x16 (5/8)		6x16 (5/8)	4x16 (5/8)	35		-15	2	24.2	53.4
171	6 3/4	90515621	100-5171-26-0211,08-20	10x16 (5/8)		6x16 (5/8)	6x16 (5/8)	35		-15	2	24.2	53.4
171	6 3/4	90515662	100-5171-26-0212,08-20	10x19 (3/4)		6x16 (5/8)	6x16 (5/8)	35		-15	2	24.8	54.7
203	8	90515013	100-5203-26-0411,08-20	10x16 (5/8")		16 (5/8")							
CONVEX - BALLISTIC													
165	6 1/2	90515641	100-5165-26-2337,08-20	9x16	6x16	5x16		35	20		3	23.8	52.3
171	6 3/4	90515635	100-5171-26-232b,08-20	9x19 (3/4)	6x19 (3/4)	4x19 (3/4)		40	25		3	24.5	54.0
203	8	90514850	100-5203-26-2231,08-20	10x16 (5/8")		16 (5/8")							
CONVEX - SPHERICAL													
165	6 1/2	90515652	100-5165-26-221b,08-20	10x19 (3/4)	4x19 (3/4)	4x19 (3/4)		35	20		2	24.3	53.6
171	6 3/4	90515634	100-5171-26-231b,08-20	9x19 (3/4)	6x19 (3/4)	4x19 (3/4)		40	25		3	24.5	54.0
FOOT VALVE		90514253	9283										
ASSEMBLY TOOL		89001230	9188										

Secoroc Aqua 60 with non-lube technology

Patented Quantum Leap air cycle. By using the Secoroc Aqua 60 hammer when drilling for water you leave an oilfree and clean well to your customer.

Can run without the use of oil lubrication.



QL 80 shank (Fusion 80, QL 80, TD 80, TD 85 hammers)

Diameter		Product No.	Product code	Short description	No. x carbide diameter (mm/inch)			Gauge/carbide angle°			Flushing holes	Weight approx	
mm	inch				Outer	Inner	Front	Outer	Inner	Cone		kg	lbs
FLAT FRONT													
210	8 1/4	52323813	10T-5210-29-52323813	Impac carbide	10x19 (3/4)	6x19 (3/4)	4x19 (3/4)	35	15	10	2	55	121
216	8 1/2	52328325	10T-5216-29-52328325	Impac carbide	10x19 (3/4)	6x19 (3/4)	5x19 (3/4)	35	15	10	2	49	108
241	9 1/2	52324159	10T-5241-29-52324159	Impac carbide	12x19 (3/4)	6x19 (3/4)	7x19 (3/4)	35	15	10	2	58	128
254	10	51915486	10T-5254-29-51915486	Spherical carbide	12x19 (3/4)	6x19 (3/4)	11x19 (3/4)	35	15	10	2	53	117
254	10	52297876	10T-5254-29-52297876	Impac carbide	12x19 (3/4)	6x19 (3/4)	11x19 (3/4)	35	15	10	2	55	120
254	10	52329158	10U-5254-29-52329158	With gauge protection and back reaming carbides.	12x19 (3/4)	6x19 (3/4)	11x19 (3/4)	35	15	10	2	55	120
CONCAVE													
200	7 7/8	51915429	10T-5200-29-51915429	Spherical carbides	8x19 (3/4)	6x19 (3/4)	6x19 (3/4)	35	15	10	2	47	103
200	7 7/8	52280781	10T-5200-29-52280781	Three-wing design, conical carbides "soft rock"	9x19 (3/4)	6x19 (3/4)	5x19 (3/4)	35	15	10	3	47	103
200	7 7/8	52316940	10T-5200-29-52316940	Three-wing design, conical carbides "soft rock". Spherical gauge, conical face.	9x19 (3/4)	6x19 (3/4)	5x19 (3/4)	35	15	10	3	47	103
200	7 7/8	52316957	10T-5200-29-52316957	Three-wing design, spherical carbides	9x19 (3/4)	6x19 (3/4)	5x19 (3/4)	35	15	10	3	47	103
200	7 7/8	52308194	10T-5200-29-52308194	Standard head length oilfield style bit with standard carbide	10x19 (3/4)	6x19 (3/4)	7x19 (3/4)	35	15	10	2	53	117
200	7 7/8	52308236	10T-5200-29-52308236	Standard head length oilfield style bit with Impac carbide	10x19 (3/4)	6x19 (3/4)	7x19 (3/4)	35	15	10	2	53	117
200	7 7/8	52332988	10T-5200-29-52332988	.75 diameter Impac Gauge, .75 Impac second row, .63 Impac CONE	12x19 (3/4)	10x19 (3/4)	5x15.9 (5/8)	35	15	10	2	53	117
203	8	52310356	10T-5203-29-52310356	Impac carbide all over	8x19 (3/4)	6x19 (3/4)	6x19 (3/4)	35	15	10	2	48	105
203	8	52316932	10T-5203-29-52316932	Standard head length oilfield style bit with Impac carbide.	10x19 (3/4)	6x19 (3/4)	7x19 (3/4)	35	15	10	2	0	0
216	8 1/2	51915445	10T-5216-29-51915445	Spherical carbides	10x19 (3/4)	6x19 (3/4)	9x19 (3/4)	35	15	10	2	49	108
219	8 5/8	52280674	1LT-5219-29-52280674	Long head bit with standard carbide	10x19 (3/4)	6x19 (3/4)	8x19 (3/4)	35	15	10	2	61	134
222	8 3/4	51915460	10T-5222-29-51915460	Impac carbide all over	10x19 (3/4)	6x19 (3/4)	9x19 (3/4)	35	15	10	2	50	110
222	8 3/4	52287547	10T-5222-29-52287547	Standard head length with extra gauge carbides, long carbides all over, standard carbide	12x19 (3/4)	6x19 (3/4)	8x19 (3/4)	35	15	10	2	50	110
225	8 7/8	52133527	10T-5225-29-52133527	Standard head but with Impac.	10x19 (3/4)	6x19 (3/4)	8x19 (3/4)	35	15	10	2	49	108
225	8 7/8	52287554	10T-5225-29-52287554	Standard head length with extra gauge carbides, long carbides all over, standard carbide	12x19 (3/4)	6x19 (3/4)	8x19 (3/4)	35	15	10	2	50	110
225	8 7/8	52291408	10T-5225-29-52291408	Standard head length with extra gauge carbides, long carbides all over, Impac carbide	12x19 (3/4)	6x19 (3/4)	8x19 (3/4)	35	15	10	2	50	110
225	8 7/8	52334984	10T-5162-26-52334984	Standard head length with all Impac carbide.	16x19 (3/4)	8x19 (3/4)	10x19 (3/4)	35	15	10	2	50	110
254	10	90514863	100-5254-29-4213,08-20	DGR front	10x19 (3/4)	5x19 (3/4)	10x19 (3/4)	35	15	20	2	54	119
279	11	52308384	10T-5279-29-52308384	Standard long carbide all over.	12x19 (3/4)	6x19 (3/4)	12x19 (3/4)	35	15	10	2	62	136
305	12	52083615	10B-5305-29-52083615	Spherical carbides, back reaming carbides 5/03.	15x19 (3/4)	9x19 (3/4)	15x19 (3/4)	35	15	10	3	65	144
CONVEX													
200	7 7/8	51999951	10T-5200-29-51999951	Spherical carbides	14x15.9 (5/8)		18x15.9 (5/8)	35	15	10	22	48	105
222	8 3/4	52083599	10T-5222-29-52083599	Spherical carbides	14x19 (3/4)	6x19 (3/4)	13x19 (3/4)	35	15	10	2	51	112
254	10	52343027	10H-5254-29-52343027	Three wing, back blow gauge protection and back reaming carbides.	12x19 (3/4)	6x19 (3/4)	13x19 (3/4)	35	15	10	3	59	130
FOOT VALVE		90515792	9114										
ASSEMBLY TOOL		90516137	9142										

Drill bits

TD 90 shank (TD 90 hammer)

Diameter		Product No.	Product code	Short description	No. × carbide diameter (mm/inch)			Gauge/carbide angle°			Flushing holes	Weight approx		
mm	inch				Outer	Inner	Front	Outer	Inner	Cone		kg	lbs	
CONCAVE														
222	8 3/4	52337441	10T-5222-63-52337441	Standard head, 12 gauge, 6 row 2, Impac carbides all over	12x19 (3/4)	6x19 (3/4)	8x19 (3/4)	35	15	10	2	59.1	130.0	
222	8 3/4	52337474	1RT-5222-63-52337474	Retrieval head, 12 gauge, 6 row 2. Impac carbides all over	12x19 (3/4)	6x19 (3/4)	8x19 (3/4)	35	15	10	2	59.1	130.0	
225	8 7/8	52337342	10T-5225-63-52337342	Standard head, 12 gauge, 6 row 2. Impac carbides all over	12x19 (3/4)	6x19 (3/4)	8x19 (3/4)	35	15	10	2	59.1	130.0	
225	8 7/8	52337136	10T-5225-63-52337136	Special head, 16 gauge, 8 row 2. Impac elsewhere. Taper lock exhaust tube.	16x19 (3/4)	8x19 (3/4)	10x19 (3/4)	35	15	10	2	59.1	130.0	
225	8 7/8	52337649	1RT-5225-63-52337649	Retrieval head, 12 gauge, 6 row 2. All Impac carbides.	12x19 (3/4)	8x19 (3/4)	10x19 (3/4)	35	15	10	2	59.1	130.0	
225	8 7/8	52337664	1RT-5225-63-52337664	Special head retrieval, 16 gauge, 8 row 2. Impac elsewhere	16x19 (3/4)	8x19 (3/4)	10x19 (3/4)	35	15	10	2	59.1	130.0	
251	9 7/8	52337714	10T-5251-63-52337714	Standard head, fish thread, Impac carbide all over.	12x19 (3/4)	6x19 (3/4)	11x19 (3/4)	35	15	10	3	68.6	151.0	
270	10 5/8	52337722	10T-5270-63-52337722	Standard head, fish thread, Impac carbide all over.	15x19 (3/4)	9x19 (3/4)	12x19 (3/4)	35	15	10	3	79.5	175.0	
279	11	52337730	10T-5279-63-52337730	Standard head, fish thread, Impac carbide all over.	15x19 (3/4)	12x19 (3/4)	15x19 (3/4)	35	15	10	3	78.6	173.0	
311	12 1/4	52337748	10T-5311-63-52337748	Standard head, fish thread, Impac carbide all over.	15x19 (3/4)	12x19 (3/4)	24x19 (3/4)	35	15	10	3	89.5	197.0	
314	12 3/8	52337755	10T-5314-63-52337755	Standard head, fish thread, Impac carbide all over.	15x19 (3/4)	12x19 (3/4)	24x19 (3/4)	35	15	10	3	93.2	205.0	
FOOT VALVE		52341450	9281-52341450											



QL 120 shank (QL 120 hammer)

Diameter		Product No.	Product code	Short description	No. x carbide diameter (mm/inch)			Gauge/carbide angle°			Flushing holes	Weight approx	
mm	inch				Outer	Inner	Front	Outer	Inner	Cone		kg	lbs
CONCAVE													
311	12 1/4	52302361	10T-5311-65-52302361	1" gauge carbides	15x19 (3/4)	12x19 (3/4)	18x19 (3/4)	35	15	10	3	190	417
311	12 1/4	52285830	1RT-5311-65-52285830	Long head with retrieval system, standard carbide	15x19 (3/4)	9x19 (3/4)	15x19 (3/4)	35	15	10	3	203	446
311	12 1/4	52302783	1R0-5311-65-52302783	Long head with retrieval system, Impac carbide	15x19 (3/4)	9x19 (3/4)	15x19 (3/4)	35	15	10	3	203	446
311	12 1/4	52344892	1LT-5311-65-52344892	Long head with Impac all over	15x19 (3/4)	9x19 (3/4)	15x19 (3/4)	35	15	10	3	213	469
311	12 1/4	52344967	1LT-5311-65-52344967	Long head with spherical standard gauge and conical tough face carbides	15x19 (3/4)	9x19 (3/4)	15x19 (3/4)	35	15	10	3	213	469
314	12 3/8	52335593	10T-5314-65-52335593	3/4" carbides all over	15x19 (3/4)	12x19 (3/4)	18x19 (3/4)	35	15	10	3	191	421
314	12 3/8	52337813	10T-5314-65-52337813	3/4" carbides all over, Impac on gauge,standard on face	15x19 (3/4)	12x19 (3/4)	18x19 (3/4)	35	15	10	3	191	421
314	12 3/8	52133659	10T-5314-65-52133659	1" gauge carbides	15x19 (3/4)	12x19 (3/4)	18x19 (3/4)	35	15	10	3	192	423
314	12 3/8	52338985	1R0-5314-65-52338985	Long head with retrieval system, all carbides Impac	15x19 (3/4)	9x19 (3/4)	15x19 (3/4)	35	15	10	3	203	447
316	12.45	52124906	10T-6316-65-52124906	Spherical carbides	15x19 (3/4)	9x19 (3/4)	15x19 (3/4)	35	15	10	3	190	419
316	12.45	52337052	10T-6316-65-52337052	Impac carbides all over, standard head	15x19 (3/4)	9x19 (3/4)	15x19 (3/4)	35	15	10	3	190	419
316	12.45	52298890	1R0-6316-65-52298890	Long head with retrieval system, Impac carbide all over	15x19 (3/4)	9x19 (3/4)	15x19 (3/4)	35	15	10	3	205	451
316	12.45	52342490	1RT-5316-65-52342490	Long head with retrieval system, Impac carbide all over	15x19 (3/4)	9x19 (3/4)	15x19 (3/4)	35	15	10	3	205	451
316	12.45	52344942	1LT-5316-65-52344942	Long head with conical tough carbides all over	15x19 (3/4)	9x19 (3/4)	15x19 (3/4)	35	15	10	3	213	469
330	13	52131927	10T-5330-65-52131927	Spherical carbides	15x19 (3/4)	9x19 (3/4)	19x19 (3/4)	35	15	10	3	196	431
343	13 1/2	52299088	10T-5343-65-52299088	Impac carbides	15x19 (3/4)	9x19 (3/4)	21x19 (3/4)	35	15	10	3	202	444
343	13 1/2	52335635	1R0-5343-65-52335635	Long head with retrieval system, Impac carbide all over	15x19 (3/4)	9x19 (3/4)	21x19 (3/4)	35	15	10	3	217	477
349	13 3/4	52335544	10T-5349-65-52335544	Impac carbides	15x19 (3/4)	9x19 (3/4)	21x19 (3/4)	35	15	10	3	204	449
368	14 1/2	52328713	1R0-5368-65-52328713	Long head with retrieval Impac carbide all over	15x19 (3/4)	12x19 (3/4)	28x19 (3/4)	35	15	10	3	231	508
375	14 3/4	52346301	10T-5375-65-52346301	Spherical carbides	15x19 (3/4)	12x19 (3/4)	28x19 (3/4)	35	15	10	3	239	526
375	14 3/4	52337045	1R0-5375-65-52337045	Long head with retrieval system, all Impac carbides	15x19 (3/4)	12x19 (3/4)	28x19 (3/4)	35	15	10	3	253	557
381	15	52335072	10T-5381-65-52335072	Spherical carbides	15x19 (3/4)	12x19 (3/4)	28x19 (3/4)	35	15	10	3	237	521
381	15	52107646	10T-5381-65-52107646	Spherical carbides	15x25.4 (1")	12x19 (3/4)	28x19 (3/4)	35	15	10	3	238	523
381	15	52290574	1R0-5381-65-52290574	Long head with retrieval system, standard carbide all over	15x19 (3/4)	12x19 (3/4)	28x19 (3/4)	35	15	10	3	256	563
391	15 3/8	52124955	10T-5391-65-52124955	1" gauge carbides	15x25.4 (1)	12x19 (3/4)	28x19 (3/4)	35	15	10	3	244	536
413	16 1/4	52107661	10T-5413-65-52107661	Standard carbides on gauge, Impac elsewhere	15x25.4 (1)	12x19 (3/4)	32x19 (3/4)	35	15	10	3	257	566
413	16 1/4	52122744	1R0-5413-65-52122744	Retrieval undercut	15x19 (3/4)	12x19 (3/4)	32x19 (3/4)	35	15	10	3	232	510
435	17 1/8	52286184	10T-5435-65-52286184	1" gauge carbides	18x25.4 (1)	9x19 (3/4)	33x19 (3/4)	35	15	10	3	282	621
438	17 1/4	52133667	10T-5438-65-52133667	1" gauge carbides	18x25.4 (1)	9x19 (3/4)	33x19 (3/4)	35	15	10	3	282	621
444	17 1/2	52107653	10T-5445-65-52107653	1" gauge carbides	18x25.4 (1)	9x19 (3/4)	35x19 (3/4)	35	15	10	3	282	621
444	17 1/2	52342482	10T-5445-65-52342482	1" gauge carbides	18x25.4 (1)	9x19 (3/4)	35x19 (3/4)	35	15	10	3	282	620
444	17 1/2	52334273	10T-5445-65-52334273	Tough spherical gauge,conical face carbides	18x25.4 (1)	9x19 (3/4)	35x19 (3/4)	35	15	10	3	282	621
444	17 1/2	52286093	1RT-5445-65-52286093	Long head with retrieval system, standard carbide	18x19 (3/4)	9x19 (3/4)	35x19 (3/4)	35	15	10	3	282	621
444	17 1/2	52302759	1R0-5445-65-52302759	Long head with retrieval system, Impac carbide	18x19 (3/4)	9x19 (3/4)	35x19 (3/4)	35	15	10	3	282	621
444	17 1/2	52337805	1LT-5445-65-52337805	Concave face,long head bit with standard carbide all over.	18x19 (3/4)	9x19 (3/4)	35x19 (3/4)	35	15	10	3	282	621
451	17 3/4	52338746	10T-5451-65-52338746	Special with standard carbide all over. 17.75 max gauge.	18x19 (3/4)	9x19 (3/4)	35x19 (3/4)	35	15	10	3	297	653
451	17 3/4	52338225	10T-5451-65-52338225	Special with tough conical gauge and face carbides.	18x19 (3/4)	9x19 (3/4)	35x19 (3/4)	35	15	10	3	289	635
451	17 3/4	52338589	10T-5451-65-52338589	Special with Impac carbide all over.	18x19 (3/4)	9x19 (3/4)	35x19 (3/4)	35	15	10	3	289	635

Drill bits

QL 120 shank (QL 120 hammer)

Diameter		Product No.	Product code	Short description	No. x carbide diameter (mm/inch)			Gauge/carbide angle°			Flushing holes	Weight approx	
mm	inch				Outer	Inner	Front	Outer	Inner	Cone		kg	lbs
451	17 3/4	52338332	10T-5451-65-52338332	Special with Impac carbide all over.	18x19 (3/4)	9x19 (3/4)	35x19 (3/4)	35	15	10	3	289	635
457	18	52338563	10T-5457-65-52338563	Standard 1" gage carbides, Impac elsewhere.	18x25.4 (1")	12x19 (3/4)	35x19 (3/4)	35	15	10	3	287	632
457	18	52343381	1R0-5457-65-52343381	Retrieval style head, standard 1" gage carbides, Impac elsewhere.	18x25.4 (1")	12x19 (3/4)	35x19 (3/4)	35	15	10	3	295	649
464	18 1/4	52339322	10T-5464-65-52339322	1" gage carbides, standard carbide all over.	18x25.4 (1")	12x19 (3/4)	35x19 (3/4)	35	15	10	4	299	658
483	19	52138344	10T-5483-65-52138344	1" gage carbides	20x25.4 (1")	16x19 (3/4)	41x19 (3/4)	35	15	10	4	330	727
483	19	52342680	1RT-5483-65-52342680	1" gage carbides, retrieval.	20x25.4 (1")	16x19 (3/4)	41x19 (3/4)	35	15	10	4	318	700
508	20	52138278	10T-5508-65-52138278	1" gage carbides.	20x25.4 (1")	16x19 (3/4)	45x19 (3/4)	35	15	10	4	342	753
508	20	52341153	10T-5508-65-52341153	1" gage carbides and extra-tough carbides.	20x25.4 (1")	16x19 (3/4)	45x19 (3/4)	35	15	10	4	342	753
559	22	52138351	10T-5559-65-52138351	1" gage carbides.	20x25.4 (1")	16x19 (3/4)	54x19 (3/4)	35	15	10	4	375	825
FOOT VALVE		52342094	9326-52342094										
PIN DRIVE		52107604	9310-52107604										



QL 200 shank (QL 200 hammer)

Diameter		Product No.	Product code	Short description	No. x carbide diameter (mm/inch)			Gauge/carbide angle°			Flushing holes	Weight approx		
mm	inch				Outer	Inner	Front	Outer	Inner	Cone		kg	lbs	
CONCAVE														
438	17 1/4	52118692	10T-5438-67-52118692	Spherical carbides	16x25.4 (1)	12x25.4 (1)	24x25.4 (1)	35	15	10	4	340.9	750	
444	17 1/2	52122702	1RT-5445-67-52122702	Retrieval head	16x25.4 (1)	12x25.4 (1)	24x25.4 (1)	35	15	10	4	340.9	750	
444	17 1/2	52127511	10T-5445-67-52127511	Spherical carbides	16x25.4 (1)	12x25.4 (1)	24x25.4 (1)	35	15	10	4	392.3	863	
457	18	52313293	10T-5457-67-52313293	Standard carbide, longer fish thread vs. 17-1/2.	16x25.4 (1)	12x25.4 (1)	23x25.4 (1)	35	15	10	4	396.4	872	
457	18	52345600	10T-5457-67-52345600	Extra tough spherical carbides	16x25.4 (1)	12x25.4 (1)	23x25.4 (1)	35	15	10	4	396.4	872	
457	18	52327996	10T-5457-67-52327996	Spherical gauge, conical face, standard fish thread.	16x25.4 (1)	12x25.4 (1)	23x25.4 (1)	35	15	10	4	396.4	872	
464	18 1/4	52337094	10T-5464-67-52337094	Spherical carbides	16x25.4 (1)	12x25.4 (1)	20x25.4 (1)	35	15	10	4	400.0	880	
464	18 1/4	52327954	10T-5464-67-52327954	Spherical gauge row, conical face, tapered fish thread.	16x25.4 (1)	12x25.4 (1)	20x25.4 (1)	35	15	10	4	400.0	880	
464	18 1/4	52336088	10T-5464-67-52336088	Spherical gauge & second row, conical face, tapered fish thread.	16x25.4 (1)	12x25.4 (1)	20x25.4 (1)	35	15	10	4	400.0	880	
464	18 1/4	52336674	10T-5464-67-52336674	Spherical gauge & second row, tough (10%) conical face, tapered fish thread.	16x25.4 (1)	12x25.4 (1)	20x25.4 (1)	35	15	10	4	400.0	880	
470	18 1/2	52313285	10T-5470-67-52313285	Standard carbide, longer fish thread vs. 17-1/2.	16x25.4 (1)	12x25.4 (1)	24x25.4 (1)	35	15	10	4	402.7	886	
470	18 1/2	52345592	10T-5470-67-52345592	Extra tough spherical carbides	16x25.4 (1)	12x25.4 (1)	24x25.4 (1)	35	15	10	4	402.7	886	
470	18 1/2	52327962	10T-5470-67-52327962	Spherical gauge, conical face, standard fish thread.	16x25.4 (1)	12x25.4 (1)	24x25.4 (1)	35	15	10	4	402.7	886	
483	19	51990430	10G-5483-67-51990430	Spherical carbides	16x25.4 (1)	12x25.4 (1)	30x25.4 (1)	35	15	10	4	431.8	950	
521	20 1/2	51990422	10G-5521-67-51990422	Spherical carbides	16x25.4 (1)	12x25.4 (1)	32x25.4 (1)	35	15	10	4	511.4	1125	
559	22	51994507	10G-5559-67-51994507	Spherical carbides	16x25.4 (1)	12x25.4 (1)	38x25.4 (1)	35	15	10	4	522.7	1150	
559	22	52340643	10G-5559-67-52340643	Extra tough spherical carbides	16x25.4 (1)	12x25.4 (1)	38x25.4 (1)	35	15	10	4	511.4	1125	
578	22 3/4	52339108	10T-5578-67-52339108	Spherical carbides	16x25.4 (1)	12x25.4 (1)	38x25.4 (1)	35	15	10	4	505.5	1112	
610	24	51990414	10G-5610-67-51980414	Spherical carbides	16x25.4 (1)	12x25.4 (1)	47x25.4 (1)	35	15	10	4	545.5	1200	
660	26	52280716	10T-5660-67-52280716	Spherical carbides	20x25.4 (1)	12x25.4 (1)	50x25.4 (1)	35	15	10	4	577.3	1270	
660	26	52338894	100-5660-67-52338894	Extra tough spherical carbides	20x25.4 (1)	12x25.4 (1)	50x25.4 (1)	35	15	10	4	577.3	1270	
660	26	52338647	10T-5550-67-52338647	Special head design, extra tough spherical carbides	24x25.4 (1)	18x25.4 (1)	51x25.4 (1)	35	15	10	6	608.2	1338	
FOOT VALVE		51989432	9324-51989432											
PIN DRIVE		51989424	9712-51989424											

QL 200S shank (QL 200S hammer)

Diameter		Product No.	Product code	Short description	No. x carbide diameter (mm/inch)			Gauge/carbide angle°			Flushing holes	Weight approx	
mm	inch				Outer	Inner	Front	Outer	Inner	Cone		kg	lbs
724	28 1/2	52345550	100-5724-68-52345550	Cyclops design - flat face with one blow hole and 6 flushing grooves.	24x25.4 (1)	18x25.4 (1)	51x25.4 (1)	35	15	10	1	989	2175
737	29	52127693	100-5737-68-52127693	Cyclops design - flat face with one blow hole and 6 flushing grooves.	24x25.4 (1)	18x25.4 (1)	51x25.4 (1)	35	15	10	1	981	2159
762	30	52298031	100-5762-68-52298031	Cyclops design - flat face with one blow hole and 6 flushing grooves.	24x25.4 (1)	18x25.4 (1)	55x25.4 (1)	35	15	10	1	1011	2225
864	34	52292323	100-5864-68-52292323	Cyclops design - flat face with one blow hole and 6 flushing grooves.	24x25.4 (1)	18x25.4 (1)	78x25.4 (1)	35	15	10	1	1200	2641
914	36	52285822	100-5914-68-52285822	Cyclops design - flat face with one blow hole and 6 flushing grooves.	24x25.4 (1)	18x25.4 (1)	90x25.4 (1)	35	15	10	1	1279	2813
FOOT VALVE		51989432	9324-51989432										
PIN DRIVE		51989424	9712-51989424										

Drill bits

QL 300 / QL 300S shank (QL 300 / QL 300S hammers)

Diameter		Product No.	Product code	Short description	No. × carbide diameter (mm/inch)			Gauge/carbide angle°			Flushing holes	Weight approx	
mm	inch				Outer	Inner	Front	Outer	Inner	Cone		kg	lbs
QL 300 bits available on request 762–964 mm (30–38")													
QL 300S bits available on request 965–1219 mm (38–48")													



Selecting the right hammer

The optimum range of hole size for blast hole drilling with DTH is 90 mm to 254 mm (3 1/2"–10"). Smaller blast holes are generally drilled using top hammer, and larger holes generally use rotary machines.

In other applications, like foundation drilling, DTH hammers can be used with single bit in hole sizes up to 750 mm (30"). With multiple hammer units CD (Cluster drills) drill holes up to 70" or 1778 mm.

As a rule of thumb, the smallest hole diameter a DTH hammer can drill is its nominal size. A 4 inch hammer will drill a 4 inch (102 mm) hole. The limiting factor is the outside diameter of the hammer, because, as hole diameter reduces, airflow is restricted. Maximum hole size for production drilling is the nominal hammer size plus 1 inch, so for a 4 inch hammer the maximum hole size is 5 inch (127–130 mm).

Choosing the right hammer is largely determined by hole size and type of rock formation. Ideally, the size of the hammer should match the required hole dimension as closely as possible, leaving just enough space for cuttings to evacuate the hole.

Secoroc hammers are purpose-matched for all rock types and applications. Where high performance is the main criterion, Secoroc COP Gold hammers are recommended in blast hole drilling and Secoroc TD hammers

in deep hole drilling applications. The TD hammer has proven superior performance and adaptability to different air requirements thanks to the Air Select System.

Where proven technology is required, the Secoroc COP and QL hammers are known for their reliability and longevity. For a reliable workhorse, the Secoroc DHD and Fusion (DHD-QL) is practically bullet proof, making them useful for production drilling in quarries, shallow water well drilling, and underground blast hole drilling. HD is similar to Standard, but with heavy duty chuck and wear sleeve, and a top sub fitted with tungsten carbide buttons for wear protection in harsh and abrasive conditions. These also protect the top sub from excessive wear when rotating out of the hole through broken rock.



DHD hammer – Classic

Description	Product No.	Product code	Thread connection	Outside diameter		Rec. hole size		Shank style	Working pressure		Lenght without bit, shoulder to shoulder		Weight without bit	
				mm	inch	mm	inch		bar	psi	mm	inch	kgs	lbs
3"														
DHD 3.5 STD	52334307	9703-03-40-00	API 2 3/8 Reg PIN	79	3 1/8	88–105	3 7/16–4 1/8	DHD 3.5	6-25	87-363	902	35 1/2	30	66
4"														
DHD 4 STD	51783066	9704-04-40-00	API 2 3/8 Reg BOX	92	3 5/8	105–127	4 1/8–5	DHD 340	6-25	87-363	1049	41 5/16	39	86
5"														
DHD 5 STD	52334315	9705-05-40-00	API 3 1/2 Reg PIN	115	4 1/2	130–152	5 1/8–6	DHD 350	6-25	87-363	1166	45 7/8	69	152
6"														
DHD 6 STD	52334331	9706-05-40-00	API 3 1/2 Reg PIN	137	5 3/8	152–191	6–7 1/2	DHD 360	6-25	87-363	1255	49 7/16	103	227
DHD 6.5 QM	52334349	9706-05-43-00	API 3 1/2 Reg PIN	146	5 3/4	165–191	6 1/2–7 1/2	DHD 360	6-25	87-363	1255	49 7/16	103	227
8"														
DHD 8 STD	52334356	9708-08-40-00	API 4 1/2 Reg PIN	181	7 1/8	200–270	7 7/8–10 5/8	DHD 380	6-25	87-363	1443	56 13/16	177	390
DHD 8 W	51947901	9708-08-42-00	API 4 1/2 Reg PIN	181	7 1/8	200–270	7 7/8–10 5/8	DHD 380	6-25	87-363	1443	56 13/16	177	390
12"														
DHD 12 STD	51868677	9712-09-40-00	API 6 5/8 Reg PIN	276	10 7/8	302–470	11 7/8–18 1/2	DHD 120	6-17	87-247	1811	71 5/16	599	1321
DHD 12 W	51874485	9712-09-42-00	API 6 5/8 Reg PIN	276	10 7/8	302–470	11 7/8–18 1/2	DHD 120	6-17	87-247	1811	71 5/16	585	1290

Guide to hammer features

STD	Standard	Standard hammer
QM	Quarry Mining	Designed for mining, back reaming buttons and thick casing
W	Deep Hole	Designed for deep hole drilling
JS	Jet Sub	Designed with Jet Sub function

HC	Hydro Cyclone	Reduces 90% of injected media (water etc.)
"Slim"	Reduced OD	Reduced OD to allow smaller bit diameter
Aqua	Non Lube	Designed to run without oil lubrication
S	Super	Oversized chuck
HF	High Frequency	Designed with high stroke frequency for soft rock

Hammers

Fusion hammer (DHD-QL)

Description	Product No.	Product code	Thread connection	Outside diameter		Rec. hole size		Shank style	Working pressure		Lenght without bit, shoulder to shoulder		Weight without bit	
				mm	inch	mm	inch		bar	psi	mm	inch	kgs	lbs
5"														
Fusion 50 STD	52343365	9705-05-46-00	API 3 1/2 Reg PIN	117	4 5/8	130-152	5 1/8-6	QL 50	6-25	87-363	1067	42"	60	132
Fusion 55 QM	52344868	9705-05-48-00	API 3 1/2 Reg PIN	124	4 7/8	140-152	5 2/4-6	QL 50	6-25	87-363	1067	42"	74	163
6"														
Fusion 60 STD	52341567	9706-05-46-00	API 3 1/2 Reg PIN	138	5 7/16	152-216	6-8 1/2	QL 60	6-25	87-363	1132	44 9/16	91	201
Fusion 60 STD	52342730	9706-06-46-00	API 3 1/2 Reg BOX	138	5 7/16	152-216	6-8 1/2	QL 60	6-25	87-363	1224	48 9/16	91	201
Fusion 60 STD HC	52342748	9706-05-46-05	API 3 1/2 Reg PIN	138	5 7/16	152-216	6-8 1/2	QL 60	6-25	87-363	1132	44 9/16	91	201
Fusion 65 QM	52342714	9706-05-48-00	API 3 1/2 Reg PIN	146	5 3/4	165-216	6 1/2-8 1/2	QL 60	6-25	87-363	1132	44 9/16	111	245
Fusion 65 QM 2 piece chuck	52342722	9706-05-48-01	API 3 1/2 Reg PIN	146	5 3/4	165-216	6 1/2-8 1/2	QL 60	6-25	87-363	1132	44 9/16	111	245
8"														
Fusion 80 STD	52341575	9708-08-46-00	API 4 1/2 Reg PIN	181	7 1/8	200-305	7 7/8-12	QL80	6-25	87-363	1461	57 1/2	203	448
12"														
Fusion 120 STD	52346475	9712-09-46-00	API 6 5/8 Reg PIN	285	11 1/4	311-560	12 1/4-22 1/16	QL120	6-17	87-247	1837	72 5/16	650	1433

QL hammer

Description	Product No.	Product code	Thread connection	Outside diameter		Rec. hole size		Shank style	Working pressure		Lenght without bit, shoulder to shoulder		Weight without bit	
				mm	inch	mm	inch		bar	psi	mm	inch	kgs	lbs
4"														
QL 40 STD	52315389	9704-03-50-00	API 2 3/8 Reg PIN	94	3 11/16	105–127	4 1/8–5	QL40	6-30	87-432	947	37 5/16	32	71
QL 45 QM	52307873	9704-03-51-00	API 2 3/8 Reg PIN	98	3 7/8	108–127	4 1/4–5	QL40	6-30	87-432	947	37 5/16	37	82
5"														
QL 50 STD	51983120	9705-05-50-00	API 3 1/2 Reg PIN	117	4 5/8	130–152	5 1/8–6	QL50	6-30	87-432	1067	42	60	132
QL 55 QM	51997591	9705-05-51-08	API 3 1/2 Reg PIN	124	4 7/8	134–152	5 1/4–6	QL50	6-30	87-432	1067	42	74	163
6"														
QL 60 STD	52324258	9706-05-50-00	API 3 1/2 Reg PIN	138	5 7/16	152–191	6–7 1/2	QL60	6-30	87-432	1132	44 9/16	91	201
QL 65 QM	52324266	9706-05-51-08	API 3 1/2 Reg PIN	146	5 3/4	165–191	6 1/2–7 1/2	QL60	6-30	87-432	1132	44 9/16	111	245
Aqua 60	51903326	9706-05-53-00	API 3 1/2 Reg PIN	138	5 7/16	152–191	6–7 1/2	QL60	6-30	87-432	1132	44 9/16	91	201
8"														
QL 80 STD	52083623	9708-08-50-00	API 4 1/2 Reg PIN	181	7 1/8	200–305	7 7/8–12	QL80	6-30	87-432	1461	57 1/2	203	448
QL 80 HF	52313426	9708-08-52-00	API 4 1/2 Reg PIN	181	7 1/8	200–305	7 7/8–12	QL80	6-30	87-432	1461	57 1/2	203	448
QL 80 HC	52083656	9708-08-50-05	API 4 1/2 Reg PIN	181	7 1/8	200–305	7 7/8–12	QL80	6-30	87-432	1567	61 11/16	203	448
12"														
QL 120 STD	52107448	9712-09-50-00	API 6 5/8 Reg PIN	285	11 1/4	311–560	12 1/4–22 1/16	QL120	6-17	87-247	1837	72 5/16	650	1433
QL 120 HC	52107455	9712-09-50-05	API 6 5/8 Reg PIN	285	11 1/4	311–560	12 1/4–22 1/16	QL120	6-17	87-247	1913	75 5/16	636	1402
20"														
QL 200 STD	52286523	9720-36-50-00	API 8 5/8 Reg PIN	396	15 9/16	440–660	17 5/16–26	QL18	6-17	87-247	1670	65 3/4	1172	2584
QL 200 S	52286531	9720-36-50-06	API 8 5/8 Reg PIN	396	15 9/16	710–915	28–36	QL18	6-17	87-247	1831	72 1/16	1356	2990
30"														
QL 300 STD	52339363	9730-42-50-00	BECO 16 PIN	660	26	760–915	29 15/16–36	QL30	4-10	58-145	2339	92 1/16	4909	10824
QL 300 S	52339371	9730-42-50-06	BECO 16 PIN	660	26	965–1220	38–48 1/16	QL30	4-10	58-145	2626	103 3/8	5136	11325

Guide to hammer features

STD	Standard	Standard hammer	HC	Hydro Cyclone	Reduces 90% of injected media (water etc.)
QM	Quarry Mining	Designed for mining, back reaming buttons and thick casing	"Slim"	Reduced OD	Reduced OD to allow smaller bit diameter
W	Deep Hole	Designed for deep hole drilling	Aqua	Non Lube	Designed to run without oil lubrication
JS	Jet Sub	Designed with Jet Sub function	S	Super	Oversized chuck
			HF	High Frequency	Designed with high stroke frequency for soft rock

TD hammer

Description	Product No.	Product code	Thread connection	Outside diameter		Rec. hole size		Shank style	Working pressure		Lenght without bit, shoulder to shoulder		Weight without bit	
				mm	inch	mm	inch		bar	psi	mm	inch	kgs	lbs
3"														
TD 35 STD	52312923	9703-03-60-00	API 2 3/8 Reg PIN	79	3 2/16	90–100	3 9/16–3 15/16	DHD3.5	6-30	87-432	799	31 7/16	30	66
4"														
TD 40 STD	52342326	9704-04-60-00	API 2 3/8 Reg BOX	102	4	110–130	4 5/16–5 1/8	TD40	6-35	87-507	866	34	46	100
TD 40 STD	89001352	9704-03-60-00	API 2 3/8 Reg PIN	102	4	110–130	4 5/16–5 1/8	TD40	6-35	87-507	866	34	46	100
5"														
TD 50 STD	52334844	9705-05-60-00	API 3½ Reg PIN	122	4 13/16	133–152	5 1/4–6	QL50	6-30	87-432	1061	41 3/4	69	152
TD 55 STD	52334968	9705-05-62-00	API 3½ Reg PIN	129	5 1/16	140–152	5 1/2–6	QL50	6-30	87-432	1061	41 3/4	81	179
6"														
TD 60 STD	52327616	9706-05-60-00	API 3½ Reg PIN	142	5 9/16	152–191	6–7 1/2	QL60	6-30	87-432	1091	42 15/16	93	205
TD 60 JS	52338811	9706-06-60-04	API 3½ Reg PIN	142	5 9/16	152–191	6–7 1/2	QL60	6-30	87-432	1091	42 15/16	93	205
TD 65 QM	52327624	9706-05-62-00	API 3½ Reg PIN	149	5 14/16	165–191	6 1/2–7 1/2	QL60	6-30	87-432	1091	42 15/16	107	236
TD 70 STD	52333937	9706-08-62-00	API 4½ Reg PIN	152	6	171–191	6 3/4–7 1/2	QL60	6-30	87-432	1091	42 15/16	111	245
8"														
TD 80 STD	52328127	9708-08-60-00	API 4½ Reg PIN	181	7 2/16	200–305	7 7/8–12	QL80	6-30	87-432	1466	57 11/16	216	476
TD 80 QM	52340163	9708-08-62-00	API 4½ Reg PIN	181	7 2/16	200–305	7 7/8–12	QL80	6-30	87-432	1466	57 11/16	216	476
TD 80 JS	52340189	9708-08-60-04	API 4½ Reg PIN	181	7 2/16	200–305	7 7/8–12	QL80	6-30	87-432	1466	57 11/16	216	476
TD 85 STD	52329430	9709-32-60-00	BECO 4½ PIN	197	7 12/16	222–305	8 3/4–12	QL80	6-30	87-432	1410	55 1/2	239	527
TD 85 W	52337599	9709-32-60-03	BECO 4½ PIN	197	7 12/16	222–305	8 3/4–12	QL80	6-30	87-432	1410	55 1/2	239	527
TD 90 STD	52329414	9710-08-60-00	API 4½ Reg PIN	197	7 12/16	222–305	8 3/4–12	QL90	6-30	87-432	1410	55 1/2	239	527
TD 90 W	52337607	9710-08-60-03	API 4½ Reg PIN	197	7 12/16	222–305	8 3/4–12	QL90	6-30	87-432	1410	55 1/2	239	527

COP hammer

Description	Product No.	Product code	Thread connection	Outside diameter		Rec. hole size		Shank style	Working pressure		Lenght without bit, shoulder to shoulder		Weight without bit	
				mm	inch	mm	inch		bar	psi	mm	inch	kgs	lbs
3"														
COP 32	89001082	9703-03-02	API 2 3/8 Reg PIN	77	3 1/16	85–100	3 3/8–3 15/16	COP 32	6-12	87-174	925	37 7/16	23	51
COP 34 STD	89000776	9703-03-04	API 2 3/8 Reg PIN	84	3 5/16	92–105	3 5/8–4 1/8	COP 34	6-25	87-363	1025	40 3/8	27	60
4"														
COP 42	89001078	9704-03-02	API 2 3/8 Reg PIN	96	3 12/16	110–125	4 5/16–4 15/16	COP 42	6-18	87-261	960	37 13/16	35	77
COP 44 STD	89000482	9704-03-04	API 2 3/8 Reg PIN	98	3 14/16	110–125	4 5/6–4 15/16	DHD 340	6-25	87-363	1034	40 11/16	38	84
5"														
COP 54 STD	89000477	9705-03-04	API 2 3/8 Reg PIN	120	4 12/16	134–152	5 1/4–6	DHD 350	6-25	87-363	1145	45 1/16	57	126
COP 54 Gold Express	89001243	9705-05-34	API 3½ Reg PIN	120	4 12/16	134–152	5 1/4–6	QL50	6-30	87-435	1194	47	66	146
COP 54 QM Gold Express	89001255	9705-05-36	API 3½ Reg PIN	126	4 15/16	140–152	5 1/2–6	QL50	6-30	87-435	1194	47	76	168
6"														
COP 64.2 STD	89000486	9706-05-04	API 3½ Reg PIN	142	5 9/16	156–178	6 1/8–7	DHD 360	6-25	87-363	1308	51 1/2	95	209
COP 64.2 QM	89000498	9706-05-06	API 3½ Reg PIN	146	5 12/16	165–178	6 1/2–7	DHD 360	6-25	87-363	1308	51 1/2	109	240
COP 64 Gold "Slim"	89001100	9706-05-28	API 3½ Reg PIN	138	5 7/16	152–178	6–7	QL60	6-30	87-435	1258	49 1/2	83	183
COP 64 Gold	89000959	9706-05-34	API 3½ Reg PIN	142	5 9/16	156–178	6 1/8–7	QL60	6-30	87-435	1258	49 1/2	96	212
COP 64 Gold QM	89000960	9706-05-36	API 3½ Reg PIN	146	5 12/16	165–178	6 1/2–7	QL60	6-30	87-435	1258	49 1/2	109	240

Guide to hammer features

STD	Standard	Standard hammer		HC	Hydro Cyclone	Reduces 90% of injected media (water etc.)
QM	Quarry Mining	Designed for mining, back reaming buttons and thick casing		"Slim"	Reduced OD	Reduced OD to allow smaller bit diameter
				Aqua	Non Lube	Designed to run without oil lubrication
W	Deep Hole	Designed for deep hole drilling		S	Super	Oversized chuck
JS	Jet Sub	Designed with Jet Sub function		HF	High Frequency	Designed with high stroke frequency for soft rock

Economy kits



Economy kits

Product No.	Product code	Description	Notes
COP 34 E-kit			
89000957	9703-10-04-040	COP 34 Std	
89000812	9703-03-04-040	COP 34 Std	
COP 44 E-kit			
89000739	9704-21-04-040	COP 44 Std	
89000738	9704-11-04-040	COP 44 Std	
89000737	9704-10-04-040	COP 44 Std	
89000736	9704-03-04-040	COP 44 Std	
COP 54 E-kit			
89000827	9705-03-06-040	COP 54 QM	
89000744	9705-05-06-040	COP 54 QM	
89000743	9705-05-04-040	COP 54 Std	
89000742	9705-03-04-040	COP 54 Std	
COP 54 Gold Express E-kit			
89001288	9705-02-28-040	COP 54GE Slim	
89001277	9705-02-31-040	COP 54GE QM*	
89001274	9705-05-36-040	COP 54GE QM	
89001273	9705-05-34-040	COP 54GE Std	
COP 64 E-kit			
89000791	9706-22-06-040	COP 64 QM	
89000783	9706-07-06-040	COP 64 QM	
89000751	9706-20-06-040	COP 64 QM	
89000748	9706-05-06-040	COP 64 QM	
89000746	9706-05-04-040	COP 64 Std	
COP 64 Gold E-kit			
89001217	9706-05-28-040	COP 64G Slim	
89001110	9706-05-34-040	COP 64G Std	
89001098	9706-05-36-040	COP 64G QM	
89001240	9706-22-36-040	COP 64G QM	
89001246	9706-07-36-040	COP 64G QM	
DHD 350 E-kit			
52290962	9705-02-40-00-040	DHD 350 Std	
52290947	9705-05-40-00-040	DHD 350 Std	

Economy kits

In hard and abrasive drilling condition the external parts of DTH hammer is wearing out before the internal parts reaches their fatigue limits.

In these conditions the E-kit can serve as a tool to reduce the total drilling cost.

With the E-kit the hammer can be rebuilt and the internal part re-used for another run. The cost saving can be substantial as the cost for an E-kit is only 50% of a new hammer.

An E-kit contains all the needed parts for a rebuild and will ease the logistic constrains as all needed parts can be ordered under one product number.

A rule of thumb for use of E-kits:

Rock formation	Hammer life	Action
Highly abrasive	< 5000 m	Use E-kit to rebuild the hammer 1-2 times
Medium abrasive	5-10 000 m	Consider E-kit to rebuild the hammer 1 time
None abrasive	>10 000 m	Rebuilding not recommended, risk that internal parts might fail before E-kit worn out

Product No.	Product code	Description	Notes
DHD 360 E-kit			
52291002	9706-30-40-00-040	DHD 360 Std	
52290970	9706-06-40-00-040	DHD 360 Std	
DHD 380 E-kit			
51990927	9708-00-50-00-040	DHD 380 Std**	
51956639	9708-08-40-05-040	DHD 380 Std	
Fusion (DHD-QL) E-kit			
52345154	9706-05-46-00-040	DHD 60 Std	
52345162	9706-05-48-00-040	DHD 65 QM	
QL 40 E-kit			
51957413	9704-00-50-00-040	QL 40 Std**	
52336815	9704-03-51-00-040	QL 45 QM	
52336807	9704-03-50-00-040	QL 40 Std	
QL 50 E-kit			
52336831	9705-05-51-00-040	QL 55 QM	
52336823	9705-05-50-00-040	QL 50 Std	
QL 60 E-kit			
52336856	9706-05-51-00-040	QL 65 QM	
52336849	9706-05-50-00-040	QL 60 Std	
52287752	9706-00-53-00-040	Aqua 60 Non lube**	
TD 50 E-kit			
52338555	9705-05-62-00-040	TD 55 QM* **	
52338530	9705-05-60-00-040	TD 50 Std**	
TD 60 E-kit			
52329489	9706-05-62-00-040	TD 65 QM**	
52329497	9706-05-62-00,52329497	TD 65 QM	
52329463	9706-05-60-00,52329463	TD 60 Std**	
52329471	9706-05-60-00,52329471	TD 60 Std	
TD 80 E-kit			
52345949	9708-08-60-00,52345949	TD 80 Std	

* No backreaming buttons

** No backhead

Utility power pole drills, Cluster drills

Utility power pole drill


- Creates electric pole sockets in hard rock much more efficiently than older auguring or blasting methods.
- Allows rapid creation of multiple utility pole holes.
- Industry segments: Construction and Geotechnical (Mineral exploration)



Model	Product No.	Product code	Description	Diameter		Length		Hole size, min.		Hole size, max.		Weight	
				mm	inch	m	inch	mm	inch	mm	inch	kg	lbs
PPD 112L	51793172		Percussive Pole Drill with air swivel & 2-5/8" hex drive	273	10.75	3	118.3	279	11	470	18.5	969	2131
PPD 112LS	51783538		Percussive Pole Drill with air swivel & 2-5/8" hex drive	425	16.75	3	118.3	495	19.5	559	22	1518	3340
Extension rod	51792232		Extension rod 72"	252	9.94	1.8	72					122	268
Acceleration can	51795482		Acceleration can/cover for PPD112LS	425	16.75	1.9	73.3					478	1051
Support module	51776011		Air control, lubricator and liquid injection support module									159	350

Cluster drill

- Combines multiple DTH hammers into a single canister.
- Custom engineered drills are manufactured to meet each customer's unique hole size requirements.
- Capable of drilling 32 to 70 inch diameter holes.
- Short, light weight and compact.
- Features exclusive, patented technology for self-indexing and quick-release bits.
- Industry segment: Construction and Geotechnical (Mineral exploration)




Contact Atlas Copco customer center or distributor for further information.

Model	Product No.	Product code	Diameter		No. of hammers		Length		Weight	
			mm	inch	Gage	Face	m	inch	kg	lbs
CDS 36 5/4	On request		915	36	4	1	1.6	63	2800	6300
CDS 42 7/4	On request		1067	42	4	3	1.6	63	4000	8800
CDS 46 7/4	On request		1169	46	4	3	1.6	63	4300	9500
CDS 48 7/4	On request		1219	48	4	3	1.6	63	4500	10000
CDS 54 9/5	On request		1372	54	5	4	1.6	63	5800	12700
CDS 60 11/5	On request		1524	60	5	6	1.6	63	7100	15700
CDS 70 13/5	On request		1778	70	5	8	1.6	63	9100	20000

Hydrocyclones, Jet subs

Hydrocyclone

- Necessary fluid can be injected to clean a drilled hole without concern for loss of performance.
- Injected fluids are expelled just above the down hole drill.
- Holes stay clean, and the hammer runs as if operating dry.
- Industry segments: Waterwell, Oil and gas
- HC Adapter Kits can be added to any hammer with matching thread configuration
- HC Backheads are also offered as an integral part of several hammer models. Consult listing of hammers on page 28 with the "HC" suffix.



Size	Product No.	Product code	Description	Thread	Outside diameter		Length, shoulder to shoulder		Wrench flat size	Max. orifice size (six holes)		Weight	
					mm	inch	mm	inch				kg	lbs
3 1/2"	52333853		Assembly with 1/8" orifice (6 GPM at 350 psig)	3 1/2" API reg pin X box, pin up	142	5.6	371	14.6	4 AF X 2 1/4"	2 X 1/8"		31	68
4 1/2"	52340056		Assembly with 3/16" orifice (14 GPM at 350 psig)	4 1/2" API reg pin X box, pin up	181	7.13	181	22.5	5.9 AF X 2 1/4"	2 X 3/16"		71	156

Jet sub

- Prevents power losses normally associated with air bypass.
- Upward facing venturis allow extremely high volumes of bypass flow to escape behind the hammer.
- Does not require booster compressors.
- Industry segments: Waterwell, Oil and gas



Size	Product No.	Product code	Description	Thread	Outside diameter		Length, shoulder to shoulder		Wrench flat size	Max. orifice size (six holes)		Weight	
					mm	inch	mm	inch				kg	lbs
2 3/8"	52340312		2 3/8" API assembly, pin & box	2 3/8" API reg	94	3.69	155	6.1	2 1/2" AF x 1 3/4"	3.3	0.13	7	15
2 3/8" / 3 1/2"	52343639		2 3/8" API pin, 3 1/2" API box	2 3/8" API Reg Pin, 3 1/2" API Reg Box	117	4.6	134	5.27	3 1/2" AF x 1 3/4"	3.05	0.12	8.6	18.9
2 3/8" / 2 7/8"	52343647		2 3/8" API reg pin, 2 7/8" API reg box	2 3/8" API Reg Pin, 2 7/8" API Reg Box	117	4.6	134	5.27	3 1/2" AF x 1 3/4"	3.05	0.12	9.9	21.7
2 7/8" / 3 1/2"	52343654		2 7/8" API reg pin, 3 1/2" API reg box	2 7/8" API Reg Pin, 3 1/2" API Reg Box	117	4.6	134	5.27	3 1/2" AF x 1 3/4"	3.05	0.12	9.4	20.7
2 7/8"	52343662		2 7/8" API reg, pin & box	2 7/8" API Reg	117	4.6	134	5.27	3 1/2" AF x 1 3/4"	3.05	0.12	10.6	23.4
3 1/2"	52340213		3 1/2" API assembly, pin & box	3 1/2" API Reg	138	5.44	162	6.38	4" AF x 1 3/4"	4.8	0.19	16	35
4 1/2"	52341930		4 1/2" API reg, pin & box	4 1/2" API Reg	181	7.12	178	7	5.88" AF x 2.72"	7.87	0.31	32.7	72
6 5/8"	52347564		6 5/8" API reg, pin & box	6 5/8" API Reg	229	9	245	10	7.5" AF x 2"	11.18	0.44	76.4	168



COP oil

- A semi-synthetic oil based on >90% renewable raw materials.
- Uses carefully selected components to provide the highest technical performance for pneumatic and hydraulic rock drilling equipment.
- Withstands heavy loads while protecting against wear and corrosion.
- Provides optimum operation under variable air temperatures due to a broad operational temperature range.
- Utilizes the latest technology to provide decreased environmental impact.



Quantity	Product No.
10 litres	3115 3125 00
Can pallet - 48x10 litres	3115 3126 00
Drum - 208 litres	3115 3127 00



Super-Tac premium rock drill oil


- Specially formulated oil engineered and developed to meet the demanding requirements of high performance drilling systems.
- Extended warranties are offered for hammers lubricated with SUPER-TAC.

Grade	Product No. 3.8 liter / 1 gallon	Product No. 18.9 liter / 5 gallon	Product No. 207 liter / 55 gallon	Product No. 1130 liter / 300 gallon
Light	52334174	52333192	52333200	52343225
Medium	52334182	52333218	52333226	52343233
Heavy	52334190	52333234	52333242	52343241
Extra heavy	52334208	52333259	52333267	52343258

Backhammers, Breakout bench

COP Backhammer

The COP Backhammer is a tool that can save and recover a drill string stuck in a hole, it can be easily fitted in a suitable tube joint between the drill support and the rotation head to provide an effective combination of backward hammering and vibration to loosen stuck drill strings.



Product No.	Product code	Working pressure, max		Rear thread API Reg. ext	Front thread API Reg. int	Spanner size, front		Installed length		Total length		Diameter		Weight	
		bar	psi			mm	inch	mm	ft/inch	mm	ft/inch	mm	inch	kg	lbs
3"—5" COP BH 140															
89000581	9714-05-30	8	116	3 1/2"	3 1/2"	95	3 3/4"	415	1' 4 3/8"	510	1' 8"	180	7 1/16"	31	68
5"—6" COP BH 160															
89000587	9716-05-30	8	116	3 1/2"	3 1/2"	120	4 3/4"	445	1' 5 1/2"	540	1' 9 1/4"	200	7 7/8"	44	97
8"—12" COP BH 190															
89000580	9719-05-30	8	116	3 1/2"	3 1/2"	140	5 1/2"	445	1' 5 1/2"	540	1' 9 1/4"	225	8 7/8"	63	139



Breakout bench

The threaded connections of the driver chuck and top sub may become very tightly tensioned during drilling. It is convenient to break the hammer threads on the rig, but if the threads cannot be loosened or tend to get stuck, a breakout bench is the solution.

This handy but powerful breakout bench can easily be placed in a workshop or container and it breaks DTH hammers between 3-8".

The breakout bench is available in two designs.

NOTE! The breakout bench is delivered without wrench keys.

Description	Product No.	Product code
Hydraulic with hand pump	90514057	9178
Hydraulic with air operated foot pump, req. 6-12 bar air	90514348	9176

Selecting the right pipe

Key features of a high quality DTH pipe are durability, accuracy and manageability. Atlas Copco Secoroc pipes are made from cold drawn piping, providing a superior surface finish and tolerance compared to conventional pipes made from hot rolled piping. This drastically reduces the risk of scaling from the pipes entering the hammer, a major cause of premature hammer failure.

The joints are friction welded to achieve maximum strength, and the threads of the end-pieces are heat treated for optimum durability and strength of the thread profile. This not only ensures long thread life, but also makes coupling and uncoupling quick and simple, reducing drilling time.

Pipe diameter should be close to the hammer diameter to provide optimum flushing, reducing the chances of getting stuck.

In most applications, Atlas Copco Secoroc standard API threads will be the best choice.

Atlas Copco Secoroc also offers a wide range of subs and crossover subs to meet an array of demands, all manufactured to the same standards as the pipes.



Design group DM25 (DM 25/25SP)

Diameter		Product No.	Product code	Thread Pin/Box	Component	Wall thickness		Length		Wrench flats			Hex		Weight	
inch	mm					inch	mm	feet	m	inch	mm	Flat location	inch	mm	lbs	kg
3.50	89	57323917	210-089-0914-B47-L0,55-12	2 3/8" API REG	Pipe	0.500	13	30.00	9.14	3.50	89	Both ends	No	No	491	223
3.50	89	56970775	210-089-0762-B47-L0,40-08	2 3/8" API REG	Pipe	0.337	9	25.00	7.62	2.50	64	Both ends	No	No	315	143
3.50	89	57041592	210-089-0640-A47-L0,55-19	2 3/8" API REG	Starter pipe	0.750	19	21.00	6.40	2.50	64	Both ends	No	No	485	220
3.50	89	57323925	210-089-0810-A47-L0,55-12	2 3/8" API REG	Starter pipe	0.500	13	26.60	8.10	3.50	89	Both ends	No	No	441	200
4.00	102	57006769	212-102-0762-B46-L0,40-08	2 7/8" API REG	Pipe	0.337	9	25.00	7.62	3.00	76	Both ends	No	No	410	186
4.00	102	56970791	212-102-0762-B47-L0,40-08	2 7/8" API REG	Pipe	0.337	9	25.00	7.62	3.50	89	Both ends	No	No	410	186
4.00	102	56995863	212-102-0640-A46-L0,40-08	2 7/8" API REG	Starter pipe	0.337	9	21.00	6.40	3.00	76	Both ends	No	No	313	142
4.00	102	56970809	212-102-0640-A47-L0,40-08	2 7/8" API REG	Starter pipe	0.337	9	21.00	6.40	3.50	89	Both ends	No	No	313	142
4.00	102	56952567	212-102-0640-A47-L0,55-19	2 7/8" API REG	Starter pipe	0.750	19	21.00	6.40	3.50	89	Both ends	No	No	388	176

Drill pipes

Design group T4 (DM30/45/50/L T4W, T4BH, RD20)

Diameter		Product No.	Product code	Thread Pin/Box	Component	Wall thickness		Length		Wrench flats			Hex		Weight	
inch	mm					inch	mm	feet	m	inch	mm	Flat location	inch	mm	lbs	kg
4.00	102	57155806	212-102-0914-B45-D0,40-08	2 7/8" API REG	Pipe	0.337	9	30.00	9.14	3.5	89	Pin only	3.5	89	489	222
4.00	102	57156317	212-102-0914-B45-D0,55-19	2 7/8" API REG	Pipe	0.75	19	30.00	9.14	3.5	89	Pin only	3.5	89	751	341
4.00	102	50350156	212-102-0762-B45-D0,40-08	2 7/8" API REG	Pipe	0.337	9	25.00	7.62	3.5	89	Pin only	3.5	89	421	191
4.00	102	57155822	212-102-0810-A45-D0,55-19	2 7/8" API REG	Starter pipe	0.75	19	26.60	8.1	3.5	89	Pin only	No	No	520	236
4.50	114	52202033	213-114-0762-B45-D0,40-08	2 7/8" IF	Pipe	0.337	9	25.00	7.62	3.5	89	Pin only	4.00	102	412	187
4.50	114	52202470	2CH-114-0640-A45-L0,55-16	3 1/2" API REG, Box 2 7/8" IF, Pin *	Starter pipe	0.625	16	21.00	6.40	3.50	89	Both ends	No	No	584	265
4.50	114	52256369	213-114-0914-B45-D0,40-08	2 7/8" IF	Pipe	0.337	9	30.00	9.14	3.5	89	Pin only	4.00	102	489	222
4.50	114	50425859	214-114-0762-B45-D0,40-08	3 1/2" API REG	Pipe	0.337	9	25.00	7.62	3.50	89	Pin only	4.00	102	412	187
4.50	114	50262187	214-114-0762-B45-D0,55-16	3 1/2" API REG	Pipe	0.625	16	25.00	7.62	3.50	89	Pin only	4.00	102	833	378
4.50	114	57136228	214-114-0914-B45-D0,40-08	3 1/2" API REG	Pipe	0.337	9	30.00	9.14	3.50	89	Pin only	4.00	102	489	222
4.50	114	57155780	214-114-0914-B45-D0,55-19	3 1/2" API REG	Pipe	0.750	19	30.00	9.14	3.50	89	Pin only	4.00	102	989	449
4.50	114	57178824	214-114-0914-B45-D0,55-12	3 1/2" API REG	Pipe	0.500	13	30.00	9.14	3.50	89	Pin only	4.00	102	667	303
4.50	114	57435455	214-114-1066-B45-D0,55-12	3 1/2" API REG	Pipe	0.430	11	35.00	10.67	3.50	89	Pin only	4.00	102	760	345
4.50	114	50426238	214-114-0658-A45-L0,55-16	3 1/2" API REG	Starter pipe	0.625	16	21.60	6.58	3.50	89	Both ends	No	No	597	271
4.50	114	57156663	214-114-0810-A45-D0,55-19	3 1/2" API REG	Starter pipe	0.750	19	26.60	8.10	3.50	89	Both ends	No	No	855	388
5.00	127	50348358	214-127-0762-B45-D0,40-08	3 1/2" API REG	Pipe	0.375	10	25.00	7.62	3.50	89	Pin only	4.00	102	562	255
5.00	127	50452697	214-127-0762-B45-D0,55-12	3 1/2" API REG	Pipe	0.500	13	25.00	7.62	3.50	89	Pin only	4.00	102	630	286
5.00	127	52185261	214-127-0762-B45-D0,55-19	3 1/2" API REG	Pipe	0.750	19	25.00	7.62	3.50	89	Pin only	4.00	102	907	412
5.00	127	57155798	214-127-0914-B45-D0,55-12	3 1/2" API REG	Pipe	0.500	13	30.00	9.14	3.50	89	Pin only	4.00	102	756	343
5.00	127	57155814	214-127-0914-B45-D0,40-08	3 1/2" API REG	Pipe	0.337	9	30.00	9.14	3.50	89	Pin only	4.00	102	837	380
5.00	127	57354557	214-127-0914-B45-D0,55-19	3 1/2" API REG	Pipe	0.750	19	30.00	9.14	3.50	89	Pin only	4.00	102	1081	491
5.00	127	57450454	214-127-1066-B45-D0,55-12	3 1/2" API REG	Pipe	0.500	13	35.00	10.67	3.50	89	Pin only	4.00	102	874	397
5.00	127	57518714	214-127-1066-B45-D0,55-19	3 1/2" API REG	Pipe	0.750	19	35.00	10.67	3.50	89	Pin only	4.00	102	1264	574
5.00	127	57155830	214-127-0810-A45-L0,55-19	3 1/2" API REG	Starter pipe	0.750	19	26.60	8.10	3.50	89	Both ends	No	No	980	445
5.00	127	50348333	214-127-0658-A45-L0,40-08	3 1/2" API REG	Starter pipe	0.375	10	21.60	6.58	3.50	89	Both ends	No	No	485	220
5.00	127	57450447	214-127-0902-A45-L0,55-19	3 1/2" API REG	Starter pipe	0.750	19	29.60	9.02	3.50	89	Both ends	No	No	1086	493
5.00	127	57518706	214-127-0963-A45-L0,55-19	3 1/2" API REG	Starter pipe	0.750	19	31.60	9.63	3.50	89	Both ends	No	No	1159	526
5.00	127	57236903	2B1-127-0914-B45-D0,55-19	3 1/2" BECO	Pipe	0.750	19	30.00	9.14	3.50	89	Pin only	4.62	117	1097	498
5.00	127	57439572	2B1-127-0914-B45-D0,55-12	3 1/2" BECO	Pipe	0.500	13	30.00	9.14	3.50	89	Pin only	4.62	117	773	351
5.00	127	57469033	2B1-127-1066-B45-D0,55-12	3 1/2" BECO	Pipe	0.500	13	35.00	10.67	3.50	89	Pin only	4.62	117	892	405
5.00	127	57663015	2B1-127-0762-B45-D0,55-12	3 1/2" BECO	Pipe	0.500	13	25.00	7.62	3.50	89	Pin only	4.62	117	654	297
5.00	127	57439721	2B1-127-0810-A45-D0,55-12	3 1/2" BECO	Starter pipe	0.500	13	26.60	8.10	3.50	89	Pin only	No	No	573	260
5.00	127	57663023	2B1-127-0655-A45-D0,55-12	3 1/2" BECO	Starter pipe	0.500	13	21.60	6.58	3.50	89	Pin only	No	No	551	250
5.50	140	52206976	2B1-140-0762-B45-L0,55-12	3 1/2" BECO	Pipe	0.415	11	25.00	7.62	4.50	114	Both ends	5.00	127	734	333
5.50	140	57178865	2B1-140-0914-B45-L0,55-12	3 1/2" BECO	Pipe	0.415	11	30.00	9.14	4.50	114	Both ends	5.00	127	866	393
5.50	140	57290322	2B1-140-0914-B45-L0,55-19	3 1/2" BECO	Pipe	0.750	19	30.00	9.14	4.50	114	Both ends	5.00	127	1240	563
5.50	140	57473498	2B1-140-0762-B45-L0,55-19	3 1/2" BECO	Pipe	0.750	19	25.00	7.62	4.50	114	Both ends	5.00	127	1044	474
5.50	140	57523557	2B1-140-1066-B45-L0,55-19	3 1/2" BECO	Pipe	0.750	19	35.00	10.67	4.50	114	Both ends	5.00	127	1434	651
5.50	140	57178766	2B1-140-0786-A45-L0,55-12	3 1/2" BECO	Starter pipe	0.415	11	25.80	7.86	4.50	114	Both ends	No	No	685	311
5.50	140	57236184	2B1-140-0633-A45-L0,55-12	3 1/2" BECO	Starter pipe	0.415	11	20.80	6.34	4.50	114	Both ends	No	No	621	282
5.50	140	50426493	221-140-0762-B45-L0,55-12	4 FH	Pipe	0.415	11	25.00	7.62	4.50	114	Both ends	5.00	127	734	333

Design group Simba

Diameter		Product No.	Product code	Thread Pin/Box	Component	Wall thickness		Length		Circular grip		Weight	
inch	mm					inch	mm	feet	m	inch	mm	lbs	kg
3.50	89	89009306	210-089-0187-B41-L0,40-04	2 3/8" API REG	Pipe	0.157	4.0	6.15	1.875	2.75	70	57	26

Design group CM (CM760/765/780/785)

Diameter		Product No.	Product code	Thread Pin/Box	Component	Wall thickness		Length		Wrench flats			Hex		Weight	
inch	mm					inch	mm	feet	m	inch	mm	Flat location	inch	mm	lbs	kg
3.0	76	51788479	2Z1-076-0400-B65-L0,40-06	2"Z	Pipe	0.25	6	13.00	4	2.25	57	Both ends	No	No	104	47
3.0	76	57844078	2Z1-076-0500-B65-L0,40-06	2" Z Pin x 2" Z Box		0.25	6.3	16.4	5.0	2.25	57	Both ends	No	No	133	60
3.0	76	51985885	2CI-076-0290-A65-L0,40-08	API 2 3/8" Reg, Box 2" Z, Pin	Starter pipe	0.368	9	9.54	2.90	2.25	57	Both ends	No	No	132	60
3.0	76	57882326	2CI-076-0460-A65-L0,40-08	2" Z Pin x API 2 3/8" Reg Box		0.35	8.8	15.1	4.6	2.25	57	Both ends	No	No	187	84
3.5	89	57699050	2Z3-089-0400-B65-L0,40-06	2½" Z Pin x 2½" Z Box	Pipe	0.25	6.3	13.1	4.0	2.74	70	Both ends	No	No	126	57
3.5	89	57844060	2Z3-089-0500-B65-L0,40-06	2½" Z Pin x 2½" Z Box	Pipe	0.25	6.3	16.4	5.0	2.74	70	Both ends	No	No	136	61
3.5	89	57699043	2CJ-089-0270-A65-L0,40-08	2½" Z Pin x API 2 3/8" Reg Box	Starter pipe	0.35	8.8	8.9	2.7	2.74	70	Both ends	No	No	117	53
3.5	89	57699035	2CK-089-0240-A65-L0,40-08	2½" Z Pin x API 3½" Reg Box	Starter pipe	0.35	8.8	7.9	2.4	2.74	70	Both ends	No	No	110	50
3.5	89	57882292	2CJ-089-0460-A65-L0,40-08	2½" Z Pin x API 2 3/8" Reg Box	Starter pipe	0.35	8.8	15.1	4.6	2.74	70	Both ends	No	No	213	96
3.5	89	57882284	2CK-089-0440-A65-L0,40-08	2½" Z Pin x API 3½" Reg Box	Starter pipe	0.35	8.8	14.4	4.4	2.74	70	Both ends	No	No	116	52
4.0	102	51788487	2Z3-102-0400-B65-L0,40-06	2½" Z Pin x 2½" Z Box	Pipe	0.25	6.3	13.1	4.0	3.00	76	Both ends	No	No	148	67
4.0	102	51985893	2CK-102-0270-A65-L0,40-08	2½" Z Pin x API 3½" Reg Box	Starter pipe	0.35	8.8	8.9	2.7	3.00	76	Both ends	No	No	171	77
4.0	102	57794422	2Z3-102-0500-B65-L0,40-06	2½" Z Pin x 2½" Z Box	Pipe	0.25	6.3	16.4	5.0	3.00	76	Both ends	No	No	182	82
4.0	102	57882318	2CK-102-0440-A65-L0,40-08	2½" Z Pin x API 3½" Reg Box	Starter pipe	0.35	8.8	14.4	4.4	3.00	76	Both ends	No	No	222	100

Design group TH60 (T2, T3, TH60/75E/100A)

Diameter		Product No.	Product code	Thread Pin/Box	Component	Wall thickness		Length		Wrench flats			Hex		Weight	
inch	mm					inch	mm	feet	m	inch	mm	Flat location	inch	mm	lbs	kg
3.50	89	58160896	211-089-0609-B48-E0,40-08	2 3/8" IF	Pipe	0.368	9	20.00	6.10	2.75	70	Box only	No	No	229	104
4.50	114	58160953	213-114-0609-B48-E0,40-08	2 7/8" IF	Pipe	0.337	9	20.00	6.10	3.5	89	Box only	No	No	344	156
4.50	114	58160912	214-114-0609-B48-E0,40-08	3 1/2" API REG	Pipe	0.337	9	20.00	6.10	3.5	89	Box only	No	No	344	156
4.50	114	57690430	215-114-0609-B48-E0,40-08	3 1/2" IF	Pipe	0.337	9	20.00	6.10	3.50	89	Box only	No	No	344	156

Design group Atlas Copco ROC F6/L6/L8

Diameter		Product No.	Product code	Thread Pin/Box	Wall thickness		Length			Weight	
inch	mm				inch	mm	feet	m		lbs	kg
3.00	76	89009398	210-076-0400-B44-A0,40-06	2 3/8" API REG	0.248	6.3	13.12	4.0	No Wrench flats	106	48.2
3.00	76	89000444	210-076-0500-B44-A0,40-06	2 3/8" API REG	0.248	6.3	16.40	5.0	No Wrench flats	128	58.3
3.50	89	89000445	210-089-0400-B44-A0,40-06	2 3/8" API REG	0.248	6.3	13.12	4.0	No Wrench flats	133	60.3
3.50	89	89000442	210-089-0500-B44-A0,40-06	2 3/8" API REG	0.248	6.3	16.40	5.0	No Wrench flats	164	74.6
3.50	89	89009356	210-089-0600-B44-A0,40-06	2 3/8" API REG	0.248	6.3	19.68	6.0	No Wrench flats	184	83.4
3.50	89	89000999	210-089-0600-B44-A0,40-08	2 3/8" API REG	0.346	8.8	19.68	6.0	No Wrench flats	280	127.2
4.00	102	89000648	212-102-0400-B44-A0,40-06	2 7/8" API REG	0.248	6.3	13.12	4.0	No Wrench flats	152	69
4.00	102	89000681	212-102-0500-B44-A0,40-06	2 7/8" API REG	0.248	6.3	16.40	5.0	No Wrench flats	197	89.6
4.00	102	89000698	212-102-0600-B44-A0,40-06	2 7/8" API REG	0.248	6.3	19.68	6.0	No Wrench flats	232	105.3
4.50	114	89009355	214-114-0600-B44-A0,40-06	3 1/2" API REG	0.248	6.3	19.68	6.0	No Wrench flats	254	115.3
4.50	114	89000950	214-114-0600-B44-A0,40-08	3 1/2" API REG	0.346	8.8	19.68	6.0	No Wrench flats	350	159
5.50	140	89000982	217-140-0600-B44-A0,40-08	4 1/2" API REG	0.346	8.8	19.68	6.0	No Wrench flats	442	200.5

Drill pipes

Design group standard style – wrench flats pin and box end

Diameter		Product No.	Product code	Thread Pin/Box	Wall thickness		Length		Wrench flats			Weight	
inch	mm				inch	mm	feet	m	inch	mm	Flat location	lbs	kg
2.75	70	89009467	240-070-0300-B00-L0,40-04	RD 50-6	0.157	4.0	9.80	3.00	2.16	55	Both ends	51	23.2
3.00	76	89009174	240-076-0150-B00-L0,40-04	RD 50-6	0.157	4.0	4.90	1.50	2.55	65	Both ends	35	16
3.00	76	89009175	240-076-0200-B00-L0,40-04	RD 50-6	0.157	4.0	6.60	2.00	2.55	65	Both ends	42	19
3.00	76	89009176	240-076-0300-B00-L0,40-04	RD 50-6	0.157	4.0	9.80	3.00	2.55	65	Both ends	57	26
3.00	76	89009469	210-076-0100-B00-L0,40-04	2 3/8" API REG	0.157	4.0	3.30	1.00	2.55	65	Both ends	24	11
3.00	76	89009468	210-076-0150-B00-L0,40-04	2 3/8" API REG	0.157	4.0	4.90	1.50	2.55	65	Both ends	33	15
3.00	76	89009489	210-076-0200-B00-L0,40-04	2 3/8" API REG	0.157	4.0	6.60	2.00	2.55	65	Both ends	40	18
3.00	76	89009470	210-076-0300-B00-L0,40-04	2 3/8" API REG	0.157	4.0	9.80	3.00	2.55	65	Both ends	55	25
3.00	76	89009345	210-076-0100-B00-L0,40-06	2 3/8" API REG	0.248	6.3	3.30	1.00	2.55	65	Both ends	31	14
3.00	76	89009346	210-076-0150-B00-L0,40-06	2 3/8" API REG	0.248	6.3	4.90	1.50	2.55	65	Both ends	44	20
3.00	76	89009347	210-076-0200-B00-L0,40-06	2 3/8" API REG	0.248	6.3	6.60	2.00	2.55	65	Both ends	55	25
3.00	76	89009348	210-076-0300-B00-L0,40-06	2 3/8" API REG	0.248	6.3	9.80	3.00	2.55	65	Both ends	79	36
3.00	76	50364488	210-076-0305-B00-L0,40-06	2 3/8" API REG	0.248	6.3	10.00	3.05	2.25	57	Both ends	79	36
3.50	89	89009194	210-089-0100-B00-L0,40-04	2 3/8" API REG	0.157	4.0	3.30	1.00	2.55	65	Both ends	31	14
3.50	89	89009471	210-089-0150-B00-L0,40-04	2 3/8" API REG	0.157	4.0	4.90	1.50	2.55	65	Both ends	40	18
3.50	89	89009490	210-089-0200-B00-L0,40-04	2 3/8" API REG	0.157	4.0	6.60	2.00	2.55	65	Both ends	51	23
3.50	89	89009472	210-089-0300-B00-L0,40-04	2 3/8" API REG	0.157	4.0	9.80	3.00	2.55	65	Both ends	68	31
3.50	89	89009209	210-089-0100-B00-L0,40-06	2 3/8" API REG	0.248	6.3	3.30	1.00	2.55	65	Both ends	37	17
3.50	89	89009479	210-089-0150-B00-L0,40-06	2 3/8" API REG	0.248	6.3	4.90	1.50	2.55	65	Both ends	53	24
3.50	89	89009210	210-089-0200-B00-L0,40-06	2 3/8" API REG	0.248	6.3	6.60	2.00	2.55	65	Both ends	66	30
3.50	89	89009473	210-089-0300-B00-L0,40-06	2 3/8" API REG	0.248	6.3	9.80	3.00	2.55	65	Both ends	95	43
3.50	89	89009220	212-089-0300-B00-L0,40-06	2 7/8" API REG	0.248	6.3	9.80	3.00	2.55	65	Both ends	95	43
4.00	102	89009423	212-102-0300-B00-L0,40-06	2 7/8" API REG	0.248	6.3	9.80	3.00	3.00	75	Both ends	115	52
4.50	114	89009446	214-114-0300-B00-L0,40-04	3 1/2" API REG	0.157	4.0	9.80	3.00	3.74	95	Both ends	101	46
4.50	114	89009229	214-114-0100-B00-L0,40-06	3 1/2" API REG	0.248	6.3	3.30	1.00	3.74	95	Both ends	59	27
4.50	114	89009475	214-114-0150-B00-L0,40-06	3 1/2" API REG	0.248	6.3	4.90	1.50	3.74	95	Both ends	77	35
4.50	114	89009230	214-114-0200-B00-L0,40-06	3 1/2" API REG	0.248	6.3	6.60	2.00	3.74	95	Both ends	97	44
4.50	114	89009476	214-114-0300-B00-L0,40-06	3 1/2" API REG	0.248	6.3	9.80	3.00	3.74	95	Both ends	132	60
4.50	114	89009480	214-114-0450-B00-L0,40-06	3 1/2" API REG	0.248	6.3	14.80	4.50	3.74	95	Both ends	189	86
4.50	114	89009477	214-114-0600-B00-L0,40-06	3 1/2" API REG	0.248	6.3	19.70	6.00	3.74	95	Both ends	244	111
4.50	114	89009365	214-114-0100-B00-L0,40-08	3 1/2" API REG	0.346	8.8	3.30	1.00	3.74	95	Both ends	65	29.5
4.50	114	89009367	214-114-0200-B00-L0,40-08	3 1/2" API REG	0.346	8.8	6.60	2.00	3.74	95	Both ends	119	54
4.50	114	89009368	214-114-0300-B00-L0,40-08	3 1/2" API REG	0.346	8.8	9.80	3.00	3.74	95	Both ends	170	77
4.50	114	89009370	214-114-0600-B00-L0,40-08	3 1/2" API REG	0.346	8.8	19.70	6.00	3.74	95	Both ends	295	134
3.50	89	89009213	211-089-0200-B00-L0,40-06	2 3/8" IF	0.248	6.3	6.60	2.00	2.55	65	Both ends	68	31
3.50	89	89009354	211-089-0300-B00-L0,40-04	2 3/8" IF	0.157	4.0	9.80	3.00	2.55	65	Both ends	68	31
4.50	114	89009228	213-114-0600-B00-L0,40-06	2 7/8" IF	0.248	6.3	19.70	6.00	3.74	95	Both ends	247	112



Box to Box (female to female)

Diameter		Product No.	Product code	Length s-s		Configuration			Flats across		Weight	
inch	mm			inch	mm		Box	Box	inch	mm	lbs	kg
3.00	76	89009257	340-1076-10-014-01-D00,41	5.50	140	Box/Box	2 3/8" API REG	RD 50-6	2.56	65	9	4
3.00	76	89009261	310-1076-10-020-01-D00,41	7.90	200	Box/Box	2 3/8" API REG	2 3/8" API REG	2.56	65	10	4.5
3.50	89	89009482	310-1089-10-020-01-D00,41	7.90	200	Box/Box	2 3/8" API REG	2 3/8" API REG	2.56	65	13	6
3.50	89	58135732	311-1089-10-051-01-D00,41	20.00	508	Box/Box	2 3/8" API REG	2 3/8" IF	2.75	70	37	17
4.50	114	89009259	342-1114-14-018-01-D00,41	7.00	178	Box/Box	RD 70-4	3 1/2" API REG	3.75	95	18	8
4.50	114	56934789	314-1114-12-025-01-D00,41	10.00	254	Box/Box	2 7/8" API REG	3 1/2" API REG	4.00	102	22	10
4.50	114	89009483	310-1114-14-021-01-D00,41	8.25	210	Box/Box	2 3/8" API REG	3 1/2" API REG	3.75	95	22	10
4.75	121	56930563	314-1121-14-030-01-D00,41	12.00	305	Box/Box	3 1/2" API REG	3 1/2" API REG	4.00	102	40	18
5.50	140	57730756	317-1140-17-030-01-D00,41	12.00	305	Box/Box	4 1/2" API REG	4 1/2" API REG	5.00	127	51	23
5.50	140	58135856	313-1140-17-061-01-D00,41	24.00	610	Box/Box	4 1/2" API REG	2 7/8" IF	No	No	64	29



Box to Pin (female to male)

Diameter		Product No.	Product code	Length s-s		Configuration			Flats across		Weight	
inch	mm			inch	mm		Box	Pin	inch	mm	lbs	kg
3.00	76	51862506	310-2076-Z1-030-01-D00,41	11.81	300	Box/Pin	2 3/8" API REG	2" Z	2.62	67	15	7000
3.00	76	89009286	310-2076-40-014-01-D00,41	5.72	145	Box/Pin	2 3/8" API REG	RD 50-6	2.56	65	9	4000
3.00	76	89009288	310-2076-10-014-01-D00,41	5.50	140	Box/Pin	2 3/8" API REG	2 3/8" API REG	2.56	65	9	4000
3.50	89	56938665	310-2089-15-036-01-D00,41	14.00	356	Box/Pin	2 3/8" API REG	3 1/2" IF	2.50	64	46	21000
3.50	89	89009496	310-2089-10-014-01-D00,41	5.50	140	Box/Pin	2 3/8" API REG	2 3/8" API REG	2.56	65	13	6000
3.75	95	89009492	310-2095-12-013-01-D00,41	5.13	130	Box/Pin	2 3/8" API REG	2 7/8" API REG	2.56	65	18	8000
4.00	102	89009097	310-2102-10-013-01-D00,41	5.13	130	Box/Pin	2 3/8" API REG	2 3/8" API REG	3.00	76	17	7800
4.50	114	89009491	310-2114-14-012-01-D00,41	4.72	120	Box/Pin	2 3/8" API REG	3 1/2" API REG	3.75	95	19	8500
3.50	89	89009011	312-2089-10-015-01-D00,41	6.00	152	Box/Pin	2 7/8" API REG	2 3/8" API REG	2.56	65	14	6500
4.00	102	57155921	312-2102-12-023-01-D00,41	9.00	229	Box/Pin	2 7/8" API REG	2 7/8" API REG	3.50	89	24	11000
4.00	102	56996317	312-2102-15-036-01-D00,41	14.00	356	Box/Pin	2 7/8" API REG	3 1/2" IF	3.00	76	55	25000
5.75	146	57085425	312-2146-19-048-01-D00,41	19.00	483	Box/Pin	2 7/8" API REG	4" IF	3.50	89	73	33000
6.00	152	57093163	312-2152-19-048-01-D00,41	19.00	483	Box/Pin	2 7/8" API REG	4" IF	3.50	89	123	56000
5.00	127	52215464	313-2127-21-048-01-D00,41	19.00	483	Box/Pin	2 7/8" IF	4" FH	3.50	89	79	36000
5.00	127	57048514	313-2127-21-107-01-D00,41	42.00	1067	Box/Pin	2 7/8" IF	4" FH	3.50	89	183	83000
5.00	127	57233149	313-2127-21-137-01-D00,41	54.00	1372	Box/Pin	2 7/8" IF	4" FH	3.50	89	236	107000
5.50	140	57620544	313-2140-21-024-01-D00,41	9.50	241	Box/Pin	2 7/8" IF	4" FH	3.50	89	53	24000

Adapters



Diameter		Product No.	Product code	Length s-s		Configuration			Flats across		Weight	
inch	mm			inch	mm		Box	Pin	inch	mm	lbs	kg
4.00	102	51788644	314-2102-Z2-034-01-D00,41	13.38	340	Box/Pin	3 1/2" API REG	2 1/2" Z	3.00	76	24	11000
4.00	102	56996663	314-2102-12-030-01-D00,41	12.00	305	Box/Pin	3 1/2" API REG	2 7/8" API REG	3.00	76	32	14500
4.00	102	57155913	314-2102-12-023-01-D00,41	9.00	229	Box/Pin	3 1/2" API REG	2 7/8" API REG	3.50	89	24	11000
4.50	114	89009495	314-2114-10-022-01-D00,41	8.62	219	Box/Pin	3 1/2" API REG	2 3/8" API REG	3.75	95	27.5	12500
4.50	114	89000860	314-2114-10-030-01-D00,41	11.75	299	Box/Pin	3 1/2" API REG	2 3/8" API REG	3.75	95	35.7	16200
4.50	114	51031318	314-2114-Z1-025-01-D00,41	10.00	254	Box/Pin	3 1/2" API REG	2" Z	3.50	89	22	10000
4.50	114	89009051	314-2114-12-016-01-D00,41	6.29	160	Box/Pin	3 1/2" API REG	2 7/8" API REG	3.75	95	16	7500
4.50	114	89009053	314-2114-13-016-01-D00,41	6.29	160	Box/Pin	3 1/2" API REG	2 7/8" IF	3.75	95	18	8000
4.50	114	89009494	314-2114-14-016-01-D00,41	6.29	160	Box/Pin	3 1/2" API REG	3 1/2" API REG	3.75	95	18	8000
4.50	114	89009052	314-2114-19-016-01-D00,41	6.29	160	Box/Pin	3 1/2" API REG	API NC 35	3.75	95	22	10000
4.50	114	57155947	314-2114-14-023-01-D00,41	9.00	229	Box/Pin	3 1/2" API REG	3 1/2" API REG	3.50	89	22	10000
4.50	114	57762940	314-2114-14-097-01-D00,41	38.00	965	Box/Pin	3 1/2" API REG	3 1/2" API REG	3.50	89	141	64000
5.00	127	57187114	314-2127-14-023-01-D00,41	9.00	229	Box/Pin	3 1/2" API REG	3 1/2" API REG	3.50	89	44	20000
5.00	127	57194078	314-2127-14-061-01-D00,41	24.00	607	Box/Pin	3 1/2" API REG	3 1/2" API REG	3.50	89	134	61000
5.00	127	57194086	314-2127-14-091-01-D00,41	36.00	914	Box/Pin	3 1/2" API REG	3 1/2" API REG	3.50	89	159	72000
5.00	127	57236895	3B1-2127-B1-023-01-D00,41	9.00	229	Box/Pin	3 1/2" API REG	3 1/2" BECO	3.50	89	44	20000
5.00	127	50217504	314-2124-A0-048-01-D00,41	19.00	483	Box/Pin	3 1/2" API REG	4" FH	3.50	89	57	26000
5.00	127	52156734	314-2127-21-042-01-D00,41	16.50	419	Box/Pin	3 1/2" API REG	4" FH	3.50	89	55	25000
5.50	140	52249463	314-2140-B1-081-01-D00,41	32.00	813	Box/Pin	3 1/2" API REG	3 1/2" BECO	4.50	114	189	86000
5.75	146	89009099	314-2146-17-013-01-D00,41	5.16	131	Box/Pin	3 1/2" API REG	4 1/2" API REG	4.71	120	36	16500
6.00	152	57032872	314-2152-19-048-01-D00,41	19.00	483	Box/Pin	3 1/2" API REG	4" IF	3.50	89	112	51000
5.50	140	52206992	3B1-2140-21-048-01-D00,41	19.00	483	Box/Pin	3 1/2" BECO	4" FH	4.50	114	73	33000
6.00	152	57294845	3B1-2152-19-048-01-D00,41	19.00	483	Box/Pin	3 1/2" BECO	4" IF	3.50	89	108	49000
6.00	152	57032955	3B2-2152-19-048-01-D00,41	19.00	483	Box/Pin	4" BECO	4" IF	4.50	114	121	55000
5.50	140	52215456	321-2140-13-061-01-D00,41	24.00	607	Box/Pin	4" FH	2 7/8" IF	3.50	89	81	37000
4.50	114	50346881	317-2114-14-061-01-D00,41	24.00	607	Box/Pin	4 1/2" API REG	3 1/2" API REG	3.50	89	79	36000
5.50	140	57142069	317-2140-14-023-01-D00,41	9.00	229	Box/Pin	4 1/2" API REG	3 1/2" API REG	4.50	114	46	21000
5.50	140	57678625	317-2140-B1-091-01-D00,41	36.00	914	Box/Pin	4 1/2" API REG	3 1/2" BECO	4.50	114	216	98000
5.50	140	52206984	317-2140-B1-023-01-D00,41	9.00	229	Box/Pin	4 1/2" API REG	3 1/2" BECO	4.50	114	46	21000
5.50	140	57338477	317-2140-B1-061-01-D00,41	24.00	607	Box/Pin	4 1/2" API REG	3 1/2" BECO	4.50	114	139	63000
5.75	146	89009588	317-2146-14-023-01-D00,41	9.25	235	Box/Pin	4 1/2" API REG	3 1/2" API REG	3.75	95	42	19000



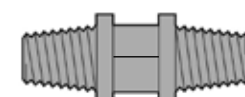
Box to Pin (female to male) for ROC rigs

Diameter		Product No.	Product code	Length s-s		Configuration			Flats across		Weight	
inch	mm			inch	mm		Box	Pin	inch	mm	lbs	kg
3.00	76	89000701	310-2076-10-030-01-D44,41	12.00	305	Box/Pin	2 3/8" API REG	2 3/8" API REG	n/a	n/a	19.6	8900
3.50	89	89000644	310-2090-10-030-01-D44,41	12.00	305	Box/Pin	2 3/8" API REG	2 3/8" API REG	n/a	n/a	28.6	13000
4.00	102	89000655	312-2102-10-030-01-D44,41	12.00	305	Box/Pin	2 7/8" API REG	2 3/8" API REG	n/a	n/a	35.2	16000
4.50	114	89000702	314-2114-14-030-01-D44,41	12.00	305	Box/Pin	3 1/2" API REG	3 1/2" API REG	n/a	n/a	46.2	21000
5.75	146	89000854	314-2114-12-030-01-D44,41	9.25	235	Box/Pin	3 1/2" API REG	2 7/8" API REG	n/a	n/a	46.2	21000



Box to Pin (female to male) for ROC L8 MKII

Diameter		Product No.	Product code	Length s-s		Configuration			Flats across		Weight	
inch	mm			inch	mm		Box	Pin	inch	mm	lbs	kg
3.00	76	89001326	310-2076-10-022-01-D43,41	8.66	220	Box/Pin	2 3/8" API REG	2 3/8" API REG	2.56	65	14.7	6.7
3.00	76	89001315	310-2076-10-058-01-D43,41	22.83	580	Box/Pin	2 3/8" API REG	2 3/8" API REG	2.56	65	38.8	6.7
3.50	89	89001327	310-2089-10-022-01-D43,41	8.66	220	Box/Pin	2 3/8" API REG	2 3/8" API REG	2.56	65	20.5	9.3
3.50	89	89001322	310-2089-10-058-01-D43,41	22.83	580	Box/Pin	2 3/8" API REG	2 3/8" API REG	2.56	65	53.3	25.1
4.00	102	89001328	312-2102-10-022-01-D43,41	8.66	220	Box/Pin	2 7/8" API REG	2 3/8" API REG	2.95	75	26	11.8
4.00	102	89001323	312-2102-10-058-01-D43,41	22.83	580	Box/Pin	2 7/8" API REG	2 3/8" API REG	2.95	75	72.5	32.9
4.00	102	89001331	312-2102-14-022-01-D43,41	8.66	220	Box/Pin	2 7/8" API REG	3 1/2" API REG	2.95	75	27.3	12.4
4.00	102	89001325	312-2102-14-058-01-D43,41	22.83	580	Box/Pin	2 7/8" API REG	3 1/2" API REG	2.95	75	69.4	31.5
4.50	114	89001329	314-2114-14-022-01-D43,41	8.66	220	Box/Pin	3 1/2" API REG	3 1/2" API REG	3.74	95	33.5	15.2
4.50	114	89001320	314-2114-14-058-01-D43,41	22.83	580	Box/Pin	3 1/2" API REG	3 1/2" API REG	3.74	95	89	40.4
5.50	140	89001330	317-2140-14-022-01-D43,41	8.66	220	Box/Pin	4 1/2" API REG	3 1/2" API REG	4.72	120	44	20
5.50	140	89001324	317-2140-14-058-01-D43,41	22.83	580	Box/Pin	4 1/2" API REG	3 1/2" API REG	4.72	120	131	59.4



Pin to Pin (male to male)

Diameter		Product No.	Product code	Length s-s		Configuration			Flats across		Weight	
inch	mm			inch	mm		Pin	Pin	inch	mm	lbs	kg
3.00	76	89009270	340-3076-10-006-01-D00,41	2.33	60	Pin/Pin	RD 50-6	2 3/8" API REG	2.63	65	6.6	3
3.50	89	89009272	342-3089-10-007-01-D00,41	2.75	70	Pin/Pin	RD 70-4	2 3/8" API REG	2.63	65	10	4.6
3.50	89	89009498	310-3090-10-007-01-D00,41	2.75	70	Pin/Pin	2 3/8" API REG	2 3/8" API REG	2.63	65	10	4.6
3.69	94	50984616	310-3076-10-010-01-D00,41	4.00	102	Pin/Pin	2 3/8" API REG	2 3/8" API REG	2.25	57	11	5
4.75	121	58040361	315-3121-11-050-01-D00,41	19.50	495	Pin/Pin	2 3/8" IF	3 1/2" IF			62	28
4.75	121	58036625	315-3121-13-050-01-D00,41	19.50	495	Pin/Pin	2 3/8" IF	3 1/2" IF			81	37
5.00	127	57611360	315-1127-21-097-01-D00,41	38.00	970	Pin/Pin	4" FH	3 1/2" IF	3.50	89	200	91

Service and support

Service and support

Atlas Copco Secoroc service, support and training follows every purchase, to ensure that customers extract maximum productivity from their drilling operations. Having a knowledgeable and available Secoroc drilling partner on site or on-line makes the difference between going it alone and tapping the experience and know-how of a world-class partner.

For example, Secoroc knows that using higher productivity bits reduces the cost of each drilled hole, and the simplest way to cut costs is to drill holes faster. This has been a focus of product development, and is at the core of Secoroc technology, ensuring that every generation of products drills faster and more efficiently.

It takes a support team to apply this knowledge, so that customers can be assured they run a profitable and efficient drilling operation in an increasingly competitive business climate.

The bottom line is that the customer can count on Secoroc service and support, supplied by the largest, most dedicated manufacturer of DTH drilling tools in the world.



This image shows a blank sheet of white paper with horizontal ruling lines. The lines are evenly spaced and run across the width of the page. There is no text or other markings on the paper.

[illegible]



Atlas Copco Secoroc AB
Box 521, SE-737 25 Fagersta, Sweden
Phone: +46 223 461 00
E-mail: secoroc@se.atlascopco.com
www.atlascopco.com